

Knürr Dacobas® Advanced

The New Control Room Console



Knürr Dacobas® Advanced

The New Innovative Control Room Console.
Modular, Efficient, Ergonomic.



DAA20000

DAA20001



Concave setup

DAA20002



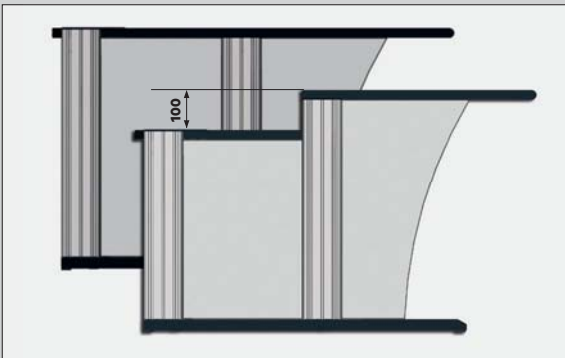
Convex (theatre setup)



DAA20003

- **Straight or lowered worktop**
- **Silent, passive ventilation**
- **Highest stability**
- **Several worktop depths**
- **Integrated technical pedestal**
- **Convenient cable management**
- **Standards compliance**
- **Ships flat packed for safe transportation**
- **Quick and easy to assemble**
- **Future proof modularity**

DAA20004



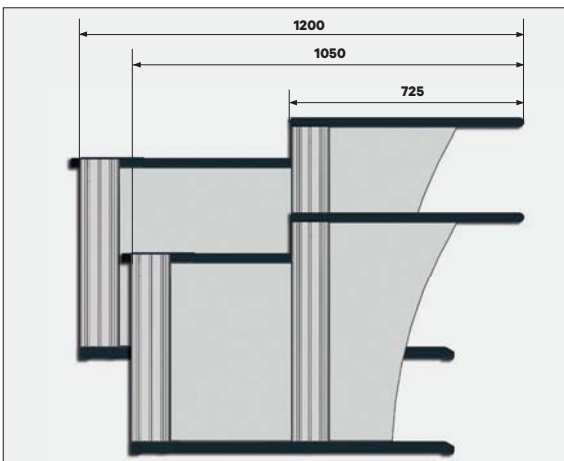
Straight or lowered worktop

DAA20005



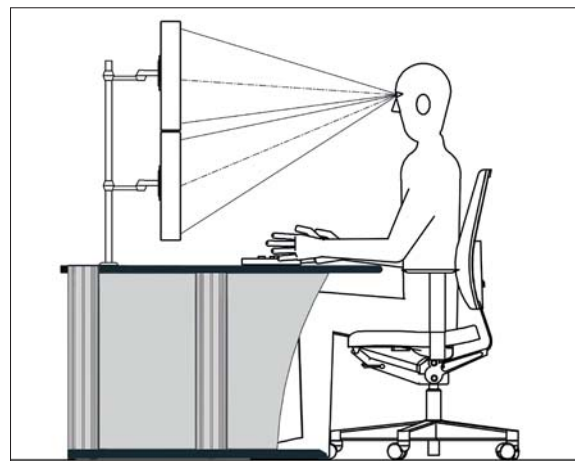
Silent, passive ventilation

DAA20060



**Two depths for technical pedestal:
1050 or 1200 mm**

DAA20006



Meets DIN EN ISO 11064

Knürr Dacobas® Advanced

Overview






■ **Perforated Rear Panel**



■ **Functional Rail**



■ **Functional Rail**



DAA20035




■ **Cable Entry**



■ **CPU-Tray**



■ **Perforated Hinged Door**



■ **Hinged Door**



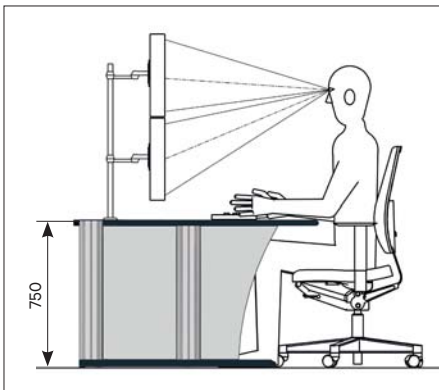
■ **Slide In Door (laminated particle board)**



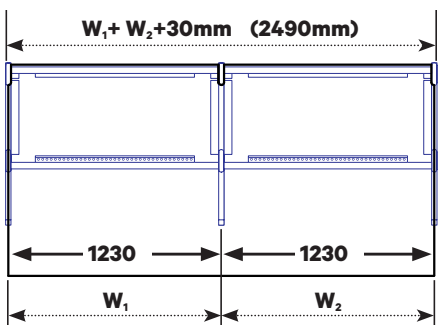
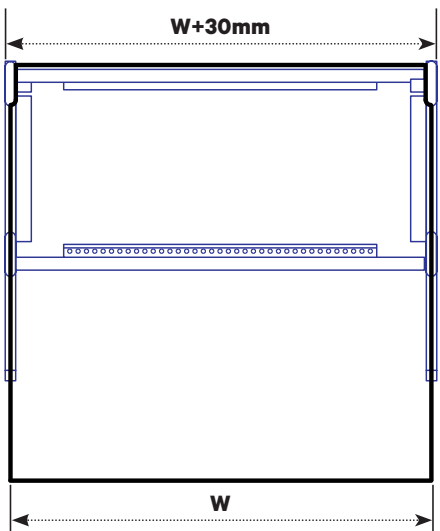
■ **Cover Panels**



DAA20007



DAA20006



Knürr Dacobas® Advanced Strong Points

Standards compliance


Dacobas Advanced meets DIN EN ISO 11064. This means that the operator works at a console that not only fulfills standards but also gives the space and comfort basic to efficient and professional operation. Worktop height is always 750 mm.

Straight or lowered worktop

All console elements are available with straight or lowered worktops. Even straight corner elements - that may be used to place a printer on - can be combined with a row of lowered worktops.

Silent, passive ventilation

Knürr brings profound knowledge of thermal management into this product: Correctly positioned ventilation openings allow for natural convection and reduced back ground noise.



DAA20005

Tailor-made systems

Bespoke spacers scale the row of consoles exactly to the required dimensions. Straight, cornered and circular layouts can both be produced in a convex or concave (theatre) layout.

Maximum stability

30-year proven sturdiness of Dacobas extruded aluminium profiles and welded sheet steel make Dacobas Advanced the reliable and stable choice for your control room.

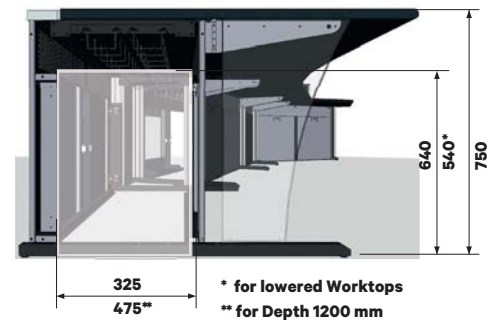
Different worktop depths

Dacobas Advanced is designed to accommodate large workstations in the technical pedestal. Larger devices and 19"-equipment find their place in the 1200mm deep version.

Integrated technical pedestal

The integrated technical pedestal can be accessed both from front and rear. Choose from hinged or slide-in doors as well as perforated sheet steel for ventilation or plain wooden doors for best sound absorption. Hinged doors can be equipped with PC-trays for easy access.


DAA20009



Usable dimensions of technical pedestal



DAA20010



DAA20011



DAA20012



DAA20013

■ Convenient cable management

In option: Front and rear hinged cable runners. Snap In allows for easy and toolless mounting. Two cable runners separate power and network cabling. Existing depth struts of the basic frames already come with the necessary connectors.

■ Tailored worktops

Worktops of up to 3600mm at a stretch reduce gaps and seams. Talk to our engineers in order to have the worktop made from one piece per workplace.

■ Ships flat packed

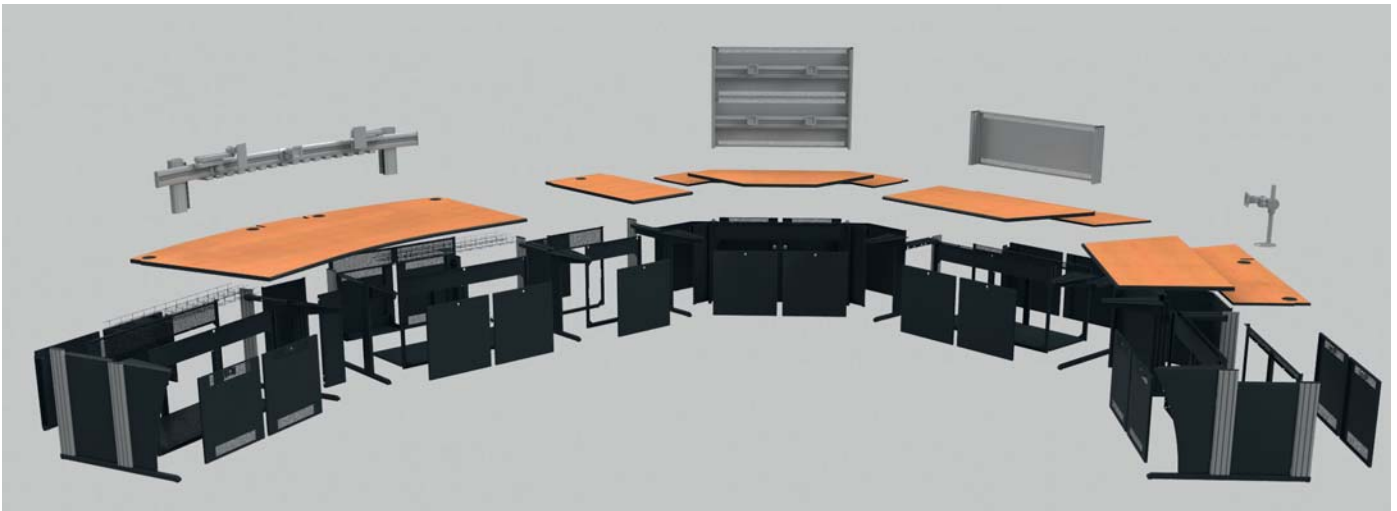
All components are shipped preassembled and flat packed in order to reduce shipping volume as well as space and time demand during the transport and installation process.

■ Easy to assemble

The exclusive use of standard screws allows for a quick installation on site. Comprehensive assembly manuals explain the set up process.

■ Future proof modularity

Add new consoles to an existing row, change your current installation or grow up with new accessories. The modular design and the ubiquitous T-Slots leave you all options for future upgrades.



DAA20014

Three steps to your personal console:

Step 1 > Substructure

DAA20016



Side Elements (p.13)

DAA20018




Basic Frames (p.13/14)

DAA20067



Complete Substructure

DAA20017



Hinged- and Slide-in Doors (p.15)

Step 2 > Worktops

Have your individually designed worktop of up to 3600mm while respecting the following factors:

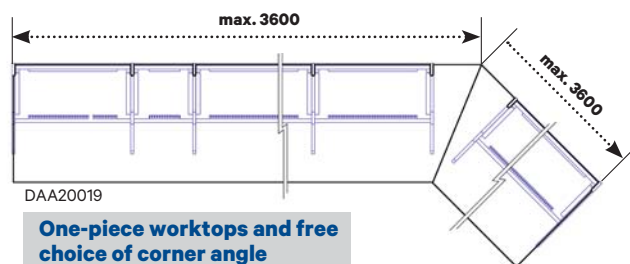
- Location of workplaces
- Transport and handling
- Dimensional constraints

See p.16

DAA20061

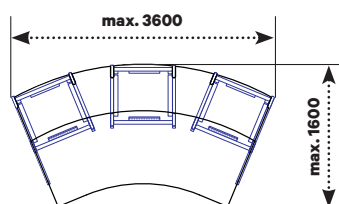


Worktop



DAA20019

One-piece worktops and free choice of corner angle



DAA20020

Circular Worktops

Step 3 > Monitor mounts

Functional rail to mount between Dacobas Profiles

Choose the profile extension that fits your individual TFT setup. Perforated rear panels to install between the profiles are found on p. 18/19



DAA20021

Add on functional rail

Freestanding solution for maximum flexibility with circular consoles. Also available with electrical height adjustment for improved comfort.



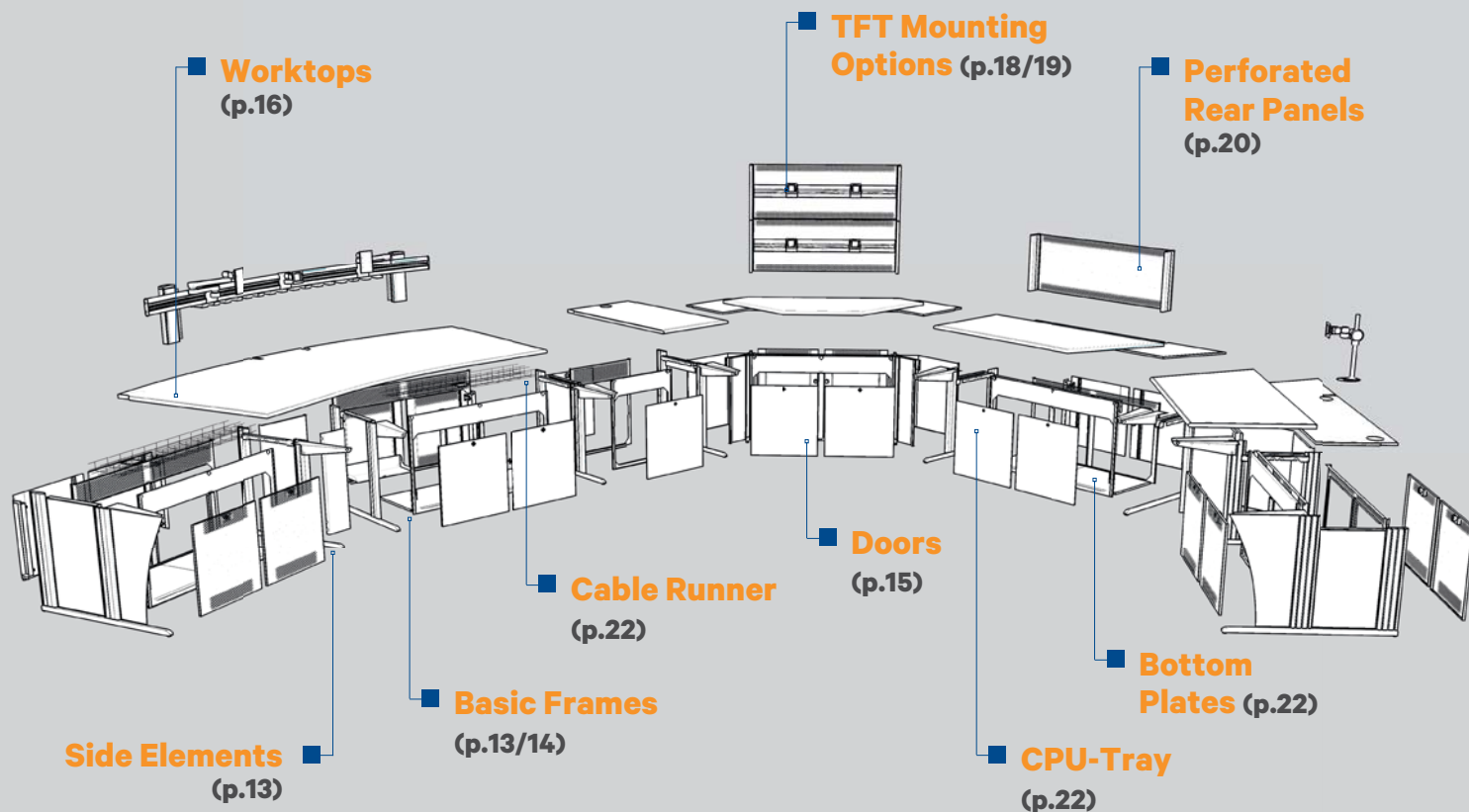
DAA20022

Add on monitor poles

The slimmest solution for tidy and unobstructed installation of standard monitors. Poles can be placed virtually anywhere on the worktop. Multi-TFT solutions available. See p.18/19.



DAA20023



DAA20024

Surface Colors:

Dacobas Advanced is available with two standard color patterns that easily can be identified by the last digit of the part number:



DAA20025

Version .1 Light grey

A light grey worktop is enclosed by a black ErgoSoft Edge at the front and black plastic edge veneers. All sheet steel parts are powder coated in RAL7021 Dark grey, all extruded aluminium profiles – except those in the front leg space – are powder coated in RAL9006 White aluminum.



DAA20026

Version .5 Beech

While the worktop is finished with Beech, all other parts of the console show the same color pattern as with the light grey worktop.



DAA20027

Nano:
Bianco malé



DAA20028

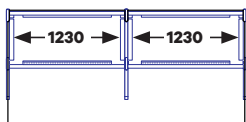
Nano:
Grigio londra

Please take note of our new Nano-Surfaces which feature extremely low reflectivity and a velvet smooth touch!

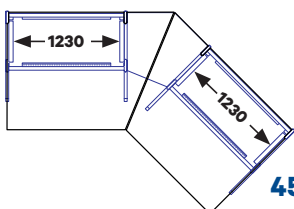
Many further materials for worktops available for request.: E.g.: Corian®, Solid Core Board, Wood, etc.



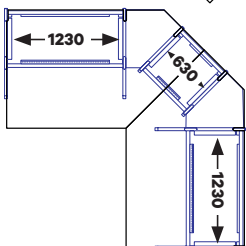
DAA20015



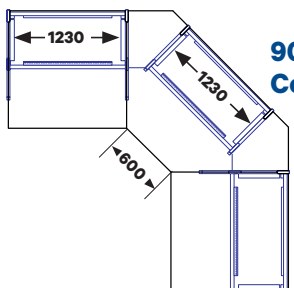
Linear 2-fold Console



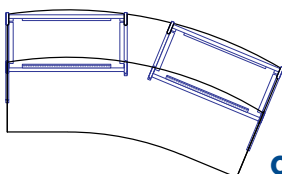
45° Console



90° Console



90° Trapezoid Console



Circular Console

DAA20029

Sample Configurations

Below you will find a helpful overview of the most common basic assemblies. Each basic assembly consists of starter-, end- and link up-side elements as well as the respective number of basic frames.

Linear 2-fold console

Consisting of two basic frames W1230, one start-, one link up- and one end-side element.

45° console

Consisting of two basic frames W1230, one start-, two link up and one end-side element as well as front and rear 45°-cover panels.

90° console

Consisting of two basic frames W1230, one start- and one end-side element, one 90° corner element.

90° trapezoid console

Consisting of two basic frames W1230, one start- and one end-side element, one 90°-trapezoid corner element with 600mm front edge.

Circular console

Consisting of two basic frames W1230 (R3000), one start-, four link up side elements with short feet and one end-side element, fitting front and rear cover panels.

Further helpful accessories as

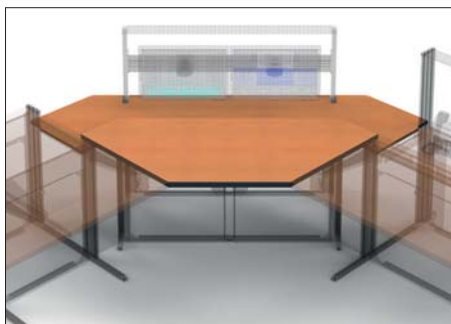
- Cable management
- Power strips
- Lighting
- Seating and ambient furniture can be found in our catalogues.

D	Type	Order no. (straight)	Order no. (lowered)	UP
1050	Linear	01.329.220.9	01.329.200.9	1 unit
1050	45°	01.329.222.9	01.329.202.9	1 unit
1050	90°	01.329.223.9	01.329.203.9	1 unit
1050	90° Trapezoid	01.329.224.9	01.329.204.9	1 unit
1050	R 3000 Circular	01.329.225.9	01.329.205.9	1 unit
1200	Linear	01.329.260.9	01.329.240.9	1 unit
1200	45°	01.329.262.9	01.329.242.9	1 unit
1200	90°	01.329.263.9	01.329.243.9	1 unit
1200	90° Trapezoid	01.329.264.9	01.329.244.9	1 unit
1200	R 3000	01.329.265.9	01.329.245.9	1 unit

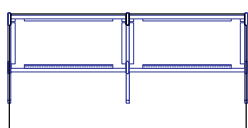
Dimensions in mm: W= Width
H= Height
D= Depth
h= Installation height
d= Useful depth
L= Length

HU= Standard height unit, 1 HU = 44.45 mm
19"= 482.6 mm,
(ideal for 19" components in acc. with DIN 41494)
UP= Unit of packaging

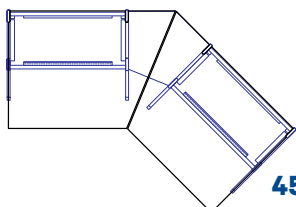
Conversion: 1 inch = 25,4 mm



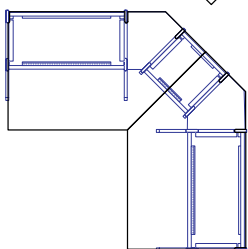
DAA20041



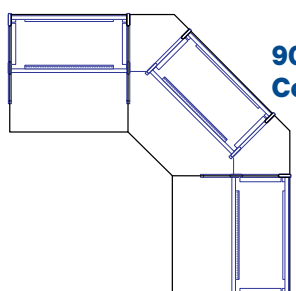
Linear 2-fold Console



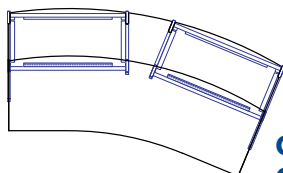
45° Console



90° Console



90° Trapezoid Console



Circular Console

DAA20029

Dimensions in mm: W = Width
H = Height
D = Depth
h = Installation height
d = Useful depth
L = Length

Conversion: 1 inch = 25,4 mm

HU = Standard height unit, 1 HU = 44,45 mm
19" = 482,6 mm
(ideal for 19" components in acc. with DIN 41494)
UP = Unit of packaging

Replace „x“ with the number of your color choice

.1 = Light grey
.5 = Beech

Worktops for Sample Configurations

Premium worktops made from quality 3-layer particle board with a durable HPL-coating. 30mm strong main worktops contribute to the rigidity of the construction. Lowered monitor levels made from 19mm direct laminated panels allow for reduced transport weight and handling with ease.

Select the correct worktops to complete your Dacobas Advanced installation.

The well-known ErgoEdge at the front side makes working comfortable. All other sides are covered with a durable ABS-edge veneer.

Please note:

Standard worktops are always equipped with cable inlets at the rear side in order to fit with functional rails on Dacobas profile extensions. When installing other monitor levels, we offer corresponding individual placement of cable inlets. The required openings are cut before shipment. Please always order worktops

together with your choice of monitor level. Further helpful accessories as

- Cable management
- Power strips
- Lighting
- Seating and ambient furniture can be found in our catalogues.

Material

- Worktop: 3-layer quality particle board FP / Y E1, Fire resistance class B2
- Worktop coating: High Pressure Laminate
- Edge veneer: ABS

Surface

- Worktop: .1 RAL7035 Light grey or .5 Beech décor
- Edge veneer: black
- ErgoEdge: black

Supply schedule

- Worktop
- Mounting material

Type	D	W	Order no. (straight)	Order no. (lowered)	UP
Worktop for Linear 2-fold Console	1050	2460	01.329.280.X	01.329.285.X	1 set
Worktop for 45° Console	1050		01.329.281.X	01.329.286.X	1 set
Worktop for 90° Console	1050		01.329.282.X	01.329.287.X	1 set
Worktop for 90° Trapezoid Console	1050		01.329.283.X	01.329.288.X	1 set
Worktop for Circular Console R3000	1050		01.329.284.X	01.329.289.X	1 set
Worktop for Linear 2-fold Console	1200	2460	01.329.290.X	01.329.295.X	1 set
Worktop for 45° Console	1200		01.329.291.X	01.329.296.X	1 set
Worktop for 90° Console	1200		01.329.292.X	01.329.297.X	1 set
Worktop for 90° Trapezoid Console	1200		01.329.293.X	01.329.298.X	1 set
Worktop for Circular Console R3000	1200		01.329.294.X	01.329.299.X	1 set



DAA20068

Side Elements and Link Up Side Elements

Side elements for 1050 and 1200mm deep consoles as well as for straight and lowered worktops. Side elements between basic frames give optimum rigidity to rows of consoles.

Side elements are made from rigid, welded adjustable feet, front and rear aluminum profiles with T-slots and depth struts with lashes for the flexible installation of cable runners.

Material

- Sheet steel, powder coated
- Extruded aluminum profiles, powder coated

Surface

- Feet: RAL7021 Black grey
- Vertical profiles (rear): RAL9006 White aluminum
- Vertical profiles (in the leg space): RAL7021 Black grey

Supply Schedule

1 Side element or link up side element (pre-assembled)

Side Elements	D	L	Order no. (left)	Order no. (right)	UP
Straight	1050	850	01.328.068.9	01.328.069.9	1 unit
Straight	1200	1000	01.328.092.9	01.328.093.9	1 unit
Lowerded	1050	850	01.328.072.9	01.328.073.9	1 unit
Lowerded	1200	1000	01.328.096.9	01.328.097.9	1 unit

Link Up Side Elements	D	L	Order no.	UP
Straight	1050	650	01.328.070.9	1 unit
Straight	1200	850	01.328.094.9	1 unit
Lowerded	1050	650	01.328.074.9	1 unit
Lowerded	1200	850	01.328.098.9	1 unit



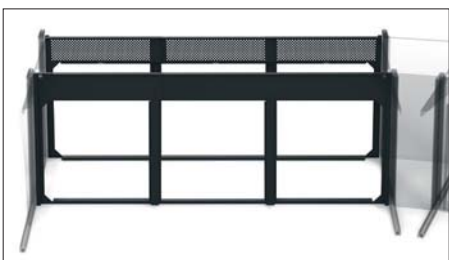
DAA20036

Basic Frame W630



DAA20037

Basic Frame W1230



DAA20069

Basic Frame W1830

Basic Frames

Basic frames in widths of 630, 1230 and 1830 mm for straight or lowered worktops, for depths of 1050 or 1200mm are the rigid foundation for the Dacobas Advanced system.

Perforated rear panels allow natural convection to cool the technical pedestal.

Choose from plain or perforated doors and add bottom plates if required. When extending an existing console with basic frames, additional link up side elements are required.

Material

Sheet steel, powder coated

Surface

RAL7021 Black grey

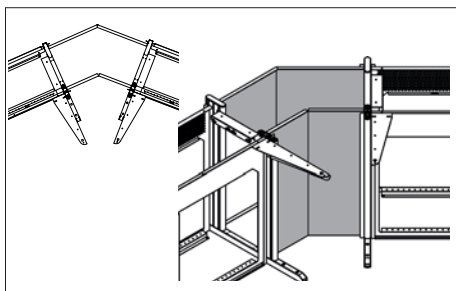
Supply Schedule

- Front frame
- Rear frame
- 2 Door struts (only W1230), 4 Door struts (only W1830)
- Mounting material

Please Note:

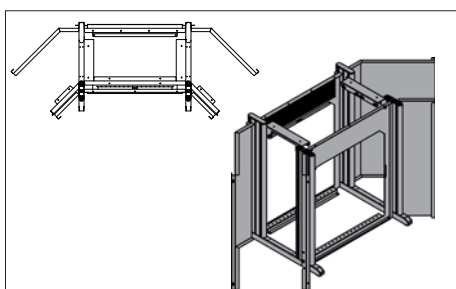
For basic frames W1830 always use „slide-in doors“ in the middle section

D	W	Order no. (straight)	Order no. (lowered)	UP
1050/1200	630	01.328.008.9	01.328.000.9	1 unit
1050/1200	1230	01.328.012.9	01.328.004.9	1 unit
1050/1200	1830	01.328.014.9	01.328.006.9	1 unit



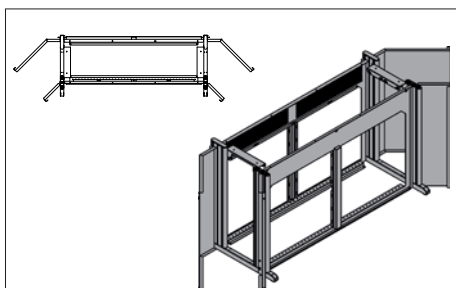
DAA20070

45° corner



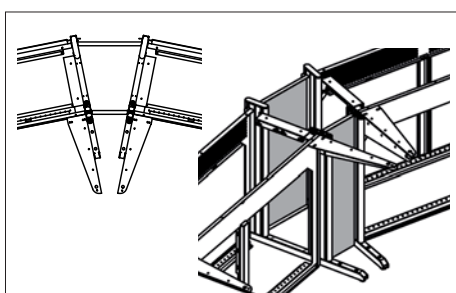
DAA20071

90° corner and 90° wall-corner



DAA20072

90° trapezoid corner and 90° trapezoid-wall-corner



DAA20073

Circular cover panels

Basic Frames for Corners

Basic frames for straight or lowered worktops, for depths of 1050 or 1200mm, in versions 45°, 90° 90° Wall, 90° trapezoid, 90° trapezoid-wall and circular in R3000 and R1500.

Basic frames for 90° corner sections have rear perforations for optimum ventilation of the technical compartment. These basic frames are completed either with slide-in doors or hinged doors.

For the 90° corner and the 90° wall corner 2 doors W630 are needed.

For the 90° trapezoid corner and the 90° trapezoid wall corner either 4 doors W630 or 2 doors W1230 are needed.

Material

Sheet Steel, powder coated

Surface

RAL7021 Black grey

Please note (for circular versions)

If cover panels are used with W1230 basic frames, the console radius at the front side is R3000. With W630 basic frames the console radius is R1500.

Supply Schedule 45° corner

- 1 Cover panel front
- 1 Cover panel rear
- Mounting material

Supply Schedule 90° corner and 90° wall-corner

- 1 Basic frame W630
- 2 Link up side elements (short)
- 1 Set of cover panels right side
- 1 Set of cover panels left side
- Mounting material

Supply Schedule 90° trapezoid corner and 90° trapezoid-wall-corner

- 1 Basic frame W1230
- 2 Link up side elements (short)
- 1 Set of cover panels right side
- 1 Set of cover panels left side
- Mounting material

Supply Schedule circular cover panels


- 1 Cover panel front
- 1 Cover panel rear
- Mounting material

Type	D	Order no. (straight)	Order no. (lowered)	UP
45°	D1050	01.328.255.9	01.328.250.9	1 unit
45°	D1200	01.328.265.9	01.328.260.9	1 unit
90°+ 90° wall	D1050	01.328.305.9	01.328.300.9	1 unit
90°+ 90° wall	D1200	01.328.315.9	01.328.310.9	1 unit
90° trapezoid + 90° trapezoid wall	D1050	01.328.306.9	01.328.301.9	1 unit
90° trapezoid + 90° trapezoid wall	D1200	01.328.316.9	01.328.311.9	1 unit
Circular cover panels	D1050	01.328.258.9	01.328.253.9	1 unit
Circular cover panels	D1200	01.328.268.9	01.328.263.9	1 unit

Dimensions in mm: W = Width
H = Height
D = Depth
h = Installation height
d = Useful depth
L = Length


HU = Standard height
unit, 1 HU = 44.45 mm
19" = 482.6 mm,
(ideal for 19" components
in acc. with DIN 41494)
UP = Unit of packaging

Conversion: 1 inch = 25.4 mm
Replace „x“ with the number of
your color choice



DAA20038

Slide-in



DAA20039

Perforated hinged door



DAA20040

Hinged door

Doors

The Dacobas Avanced program offers various ways of closing the front and rear side of the basic frames:

- Plain hinged or slide-in doors made from particle board.
 - Perforated hinged or slide-in steel doors
- Well placed ventilation openings in the upper and lower part of the perforated doors allow for cooling through natural ventilation. Plain doors offer additional acoustic dampening when feeding cool air into the technical pedestal from a ventilated raised floor. All steel hinged doors come with thread holes for the installation of CPU-Trays at the inner side and always fit for left or right installation. Pushlocks offer access restriction in standard and can be replaced against locks if required.

Material

- Sheet steel doors: 1,0mm Sheet steel, powder coated
- Wooden doors: Direct laminated 3-layer quality particle board 19mm

Surface

- Sheet steel: RAL7021 Black grey
- Wooden doors: RAL7021 Black grey

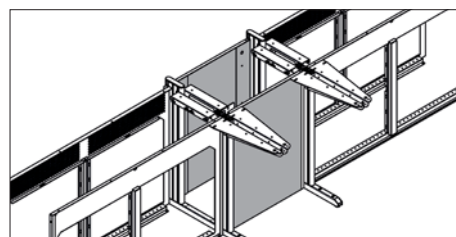
Supply Schedule

- 1 pcs. wooden resp. steel door according to your selection
- Mounting material

Please Note:

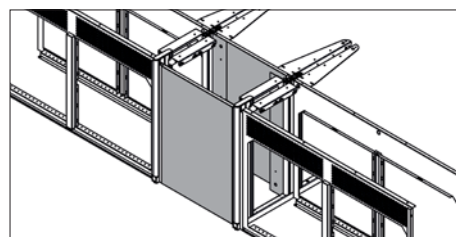
For basic frames W1830 always use „slide-in doors“ in the middle section

Type				W	Order no.	UP
Wood	slide-in	plain		W600	01.328.221.9	1 unit
Wood	slide-in	plain		W1200	01.328.223.9	1 unit
Wood	slide-in	plain		W1800	01.328.225.9	1 unit
Steel	slide-in	perforated		W600	01.328.215.9	1 unit
Steel	slide-in	perforated		W1200	01.328.217.9	1 unit
Steel	slide-in	perforated		W1800	01.328.219.9	1 unit
Wood	hinged door	plain		W600	01.328.206.9	1 unit
Steel	hinged door	perforated		W600	01.328.200.9	1 unit



DAA20074

Cover panel front side



DAA20075

Cover panel rear side

Cover Panels

Cover panels closing the front and rear gaps between adjacent basic frames. These cover panels allow to freely choose the distance between adjacent basic frames.

Each kit contains left and right mounting rails as well as two resp. Three blank cover panels and fitting screws. The cover panels can be cut to fit on site or according to submitted dimensions in the factory. Cover panels can bridge gaps of up to 630 mm.

Material

- Sheet Steel, powder coated
- Melamin resin coated chipboard 19 mm

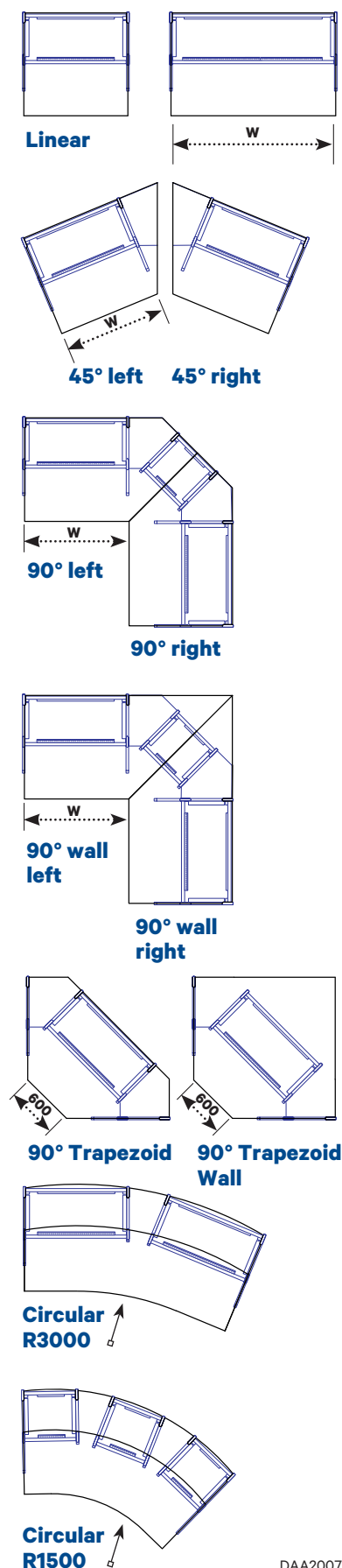
Surface

RAL7021 Black grey

Supply Schedule

- Mounting rails l/r
- 1 front cover panel (blank)
- 1 (2) rear cover panel(s)
- Mounting material

Type	L	Order no.	UP
Straight worktop	500	01.328.290.9	1 set
Lowered monitor level	500	01.328.291.9	1 set



DAA20077

Worktops

Premium worktops made from quality 3-layer particle board with a durable HPL-coating. 30mm strong main worktops contribute to the rigidity of the construction. Lowered monitor levels made from 19mm direct laminated panels allow for reduced transport weight and handling with ease.

Select the correct worktops to complete your Dacobas Advanced installation.

Material

- Worktop: 3-layer quality particle board
- FP / Y E1, Fire resistance class B2
- Worktop coating: High Pressure Laminate
- Edge veneer: ABS

Surface

- Worktop: .1 RAL7035 Light grey or .5 Beech décor
- Edge veneer: black
- ErgoEdge: black

Supply schedule

- Worktop
- Mounting material

Type	W	D1050 straight	D1050 lowered	D1200 straight	D1200 lowered	UP
Linear	630	01.329.500.x	01.329.510.x	01.329.520.x	01.329.530.x	1 unit
Linear	1230	01.329.503.x	01.329.513.x	01.329.523.x	01.329.533.x	1 unit
Linear	1830	01.329.506.x	01.329.516.x	01.329.526.x	01.329.536.x	1 unit
45° left	630	01.329.540.x	01.329.550.x	01.329.560.x	01.329.570.x	1 unit
45° left	1230	01.329.543.x	01.329.553.x	01.329.563.x	01.329.573.x	1 unit
45° left	1830	01.329.546.x	01.329.556.x	01.329.566.x	01.329.576.x	1 unit
45° right	630	01.329.580.x	01.329.590.x	01.329.600.x	01.329.610.x	1 unit
45° right	1230	01.329.583.x	01.329.593.x	01.329.603.x	01.329.613.x	1 unit
45° right	1830	01.329.586.x	01.329.596.x	01.329.606.x	01.329.616.x	1 unit
90° left	630	01.329.620.x	01.329.630.x	01.329.640.x	01.329.650.x	1 unit
90° left	1230	01.329.623.x	01.329.633.x	01.329.643.x	01.329.653.x	1 unit
90° left	1830	01.329.626.x	01.329.636.x	01.329.646.x	01.329.656.x	1 unit
90° right	630	01.329.660.x	01.329.670.x	01.329.680.x	01.329.690.x	1 unit
90° right	1230	01.329.663.x	01.329.673.x	01.329.683.x	01.329.693.x	1 unit
90° right	1830	01.329.666.x	01.329.676.x	01.329.686.x	01.329.696.x	1 unit
90° wall left	630	01.329.700.x	01.329.710.x	01.329.720.x	01.329.730.x	1 unit
90° wall left	1230	01.329.703.x	01.329.713.x	01.329.723.x	01.329.733.x	1 unit
90° wall left	1830	01.329.706.x	01.329.716.x	01.329.726.x	01.329.736.x	1 unit
90° wall right	630	01.329.740.x	01.329.750.x	01.329.760.x	01.329.770.x	1 unit
90° wall right	1230	01.329.743.x	01.329.753.x	01.329.763.x	01.329.773.x	1 unit
90° wall right	1830	01.329.746.x	01.329.756.x	01.329.766.x	01.329.776.x	1 unit
90° trapezoid		01.329.780.x	01.329.781.x	01.329.782.x	01.329.783.x	1 unit
90° trapezoid wall		01.329.790.x	01.329.791.x	01.329.792.x	01.329.793.x	1 unit
Circular 22,5° - R3000						
2 modules	1230	01.329.800.x	01.329.810.x	01.329.820.x	01.329.830.x	1 unit
Circular 22,5° - R1500						
3 modules	630	01.329.805.x	01.329.815.x	01.329.825.x	01.329.835.x	1 unit






DAA20044



DAA20043



DAA20045

Monitor Mounts

Flat screen monitors are the main interface in today's control rooms between operator and system. According to ergonomic principles, monitors should always be easily adjustable towards the user and allow for quick change in order to reduce maintenance time to a minimum.

Dacobas Advanced control room consoles can be equipped with the following monitor mounts while keeping all flexibility:

Add on Monitor Poles

- For single or two story installation
- Free placement on the worktop
- Best view on everything behind the console

Functional Rail on Dacobas Profile Extensions

Large range of accessories like monitor arms, lighting, and much more make the functional rail a versatile platform. Mounts between two vertical profiles and a perforated rear panel.

Functional Rail Add on Monitor Level

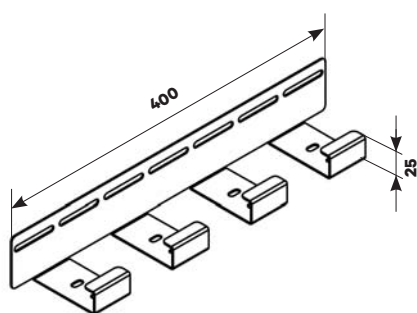
Besides the various options of the standard functional rail, this version also offers an electric height adjustment in option. This allows a better view on videowalls behind the console.

For additional information see also our catalogue "Ergonomic Flat Screen Supports".

Surface

RAL9006 White aluminum

	W	H	Order no.	UP
Functional Rail on Dacobas Profile Extensions	630		01.315.170.9	1 unit
Functional Rail on Dacobas Profile Extensions	1230		01.315.173.9	1 unit
Functional Rail on Dacobas Profile Extensions	1830		01.315.176.9	1 unit
Add on Monitor Poles		400	01.316.233.9	1 unit
Add on Monitor Poles		700	01.316.234.9	1 unit
Functional Rail Add on Monitor Level, circular	1600		93.200.317.3	1 unit
Functional Rail Add on Monitor Level, circular, height adjustment	1600		93.200.314.3	1 unit



DAA20057

Cable Duct Functional Rail 25 mm

- For structured cabling at the monitor level
- Finger design allows to let out cables exactly where needed
- Simple, retrofittable installation grace to plastic quick locks
- 400 mm elements, free placement

Material / Finish

- Sheetsteel, powder-coated texture, RAL9006
- Plastic black

Supply schedule

- 1 Cable duct segment
- Mounting material

How supplied

flatpacked

Please note

Please also ask for matching brush strips for dust cover!

W	Type	Model	Order no.	UP
400	25 mm	Functional rail	04.300.414.9	1 unit

Dimensions in mm: W = Width
H = Height
D = Depth
h = Installation height
d = Useful depth
L = Length

Conversion: 1 inch = 25,4 mm

HU = Standard height unit, 1 HU = 44,45 mm
19" = 482,6 mm,
(ideal for 19" components in acc. with DIN 41494)
UP = Unit of packaging

Replace „x“ with the number of your color choice
.1 = Light grey
.5 = Beech



CIC20031

Type D



CIC20032

Type E



CIC20033

Type F



CIC20034

Type G



KON20086

Single connector



ERG00042

Double connector

Monitor arms

- Monitor arms for mounting flat screens with the 75 and 100 mm VESA mounting
- With cable management

Supply schedule

- 1 flat screen support
- Type E, F and G come with height adjustment plate
- Mounting material

How supplied

Flat-packed kit

Type D-G

- For mounting on Knürr double functional rails
- Swivel arm depth adjustment or gas spring arms for individual height adjustment
- Quick mounting rail adapters
- Free placement on horizontal double functional rails

Finish / Material Type D-G

- Swivel arm: die-cast aluminium
- Adapter plates: sheet steel
- Gas spring arm covers: plastic
- Metal parts: powder-coated, RAL9006
- White aluminum, smooth
- Gas spring arm housing – type B/C:
- Plastic, light grey

Type H

- With extension arm
- Integrated gas spring
- With quick connector function (01.316.257.9 and 01.316.258.9)

Finish / Material Type H

- Gas spring arm housing: Die-cast aluminum, silver
- Extension arm: Aluminum, silver

Model	Height adjustment plate	Load-bearing capacity	Order no.	UP
Type D, short		12 kg	01.316.210.9	1 unit
Type E, medium (180 mm)	•	10 kg	01.316.211.9	1 unit
Type F, long (250 mm)	•	10 kg	01.316.212.9	1 unit
Type G, double joint (180 + 250 mm)	•	8 kg	01.316.213.1	1 unit
Type H, Gas spring arm for rail		4 - 9 kg	01.316.257.9	1 unit
Type H, Gas spring arm with desk clamp		8 - 15 kg	01.316.258.9	1 unit
Type H, Gas spring arm for rail, heavy duty		8 - 12 kg	01.316.259.9	1 unit
Mounting Adaptor IM-Profile			01.316.214.9	1 unit
Type D, for Pole		6 kg	01.316.250.9	1 unit
Type E, for Pole	•	6 kg	01.316.251.9	1 unit
Type F, for Pole	•	6 kg	01.316.252.9	1 unit
Type G, for Pole (2x180mm)	•	6 kg	01.316.253.9	1 unit
Single connector			01.316.224.9	1 unit
Double connector			01.316.227.9	1 unit

Please note

Monitor arms for monitor poles come without mounting adaptors for functional rails. In order to install with monitor poles, please also order single or double connector.

Please take note off the maximum load and leverage indicated in the corresponding data sheets.



DAC20191

Type H



DAA20059

IM profile adaptor



DAA20046



DAA20047

Perforated Rear Panels

- Perforated rear panels fit W630 and W1230 Basic Frames, 45°, 90° and 90° Trapezoid Corners
- Perforation: 8 mm in 25 mm pattern
- Privacy screen for monitors and monitor cables
- Vertical profiles to be connected in line with basic frame's vertical profiles

Material/Surface

- Sheet steel perforated rear panel and extruded aluminium profile, powder-coated, RAL9006 White aluminum

Supply schedule

- 1 Perforated rear panel

- Mounting material
- Resp.
- 1 IM profile, length: see table
- Mounting material

Please note

Choose H350 rear panels and profile extensions in combination with one story monitor mounts and straight worktops. These can be combined seamlessly with H450 rear panels and profile extensions which fit with lowered monitor levels. For two story monitor mounts, just add a second line of H350 rear panels and use H700 profile extensions or H800 profile extensions for consoles with lowered monitor levels.

Type	W	H	D	Order no. H350	H450	H700	H800	H900	UP
Perforated rear panel	630			01.329.160.9	161.9				1 unit
Perforated rear panel	1230			01.329.165.9	166.9				1 unit
Perforated rear panel	1830			01.329.167.9	168.9				1 unit
Perforated rear panel 45°			1050	01.329.170.9	171.9				1 unit
Perforated rear panel 45°			1200	01.329.172.9	173.9				1 unit
Perforated rear panel 90° / 90° trapezoid			1050	01.329.180.9	181.9				1 unit
Perforated rear panel 90° / 90° trapezoid			1200	01.329.182.9	183.9				1 unit
IM profile extension		350		01.329.175.9					1 unit
IM profile extension		450			176.9				1 unit
IM profile extension		700				177.9			1 unit
IM profile extension		800					178.9		1 unit
IM profile extension		900						179.9	1 unit



DAA20078

Keyboard Drawer

- Creates space on your worktop
- Legroom is always granted
- Keyboard drawer latches in closed and extended position
- Easy retrofit

Material / Surface

- Sheet steel, powder-coated

Color

- RAL7035 Light grey

Dimensions

- Width: 536 mm
- Height: 56 mm
- Depth: 276 mm

Max. usable dimensions

- Width: 500 mm
- Height: 45 mm
- Depth: 218 mm

Supply schedule

- 1 Keyboard drawer
- Mounting material

How supplied

- pre-assembled

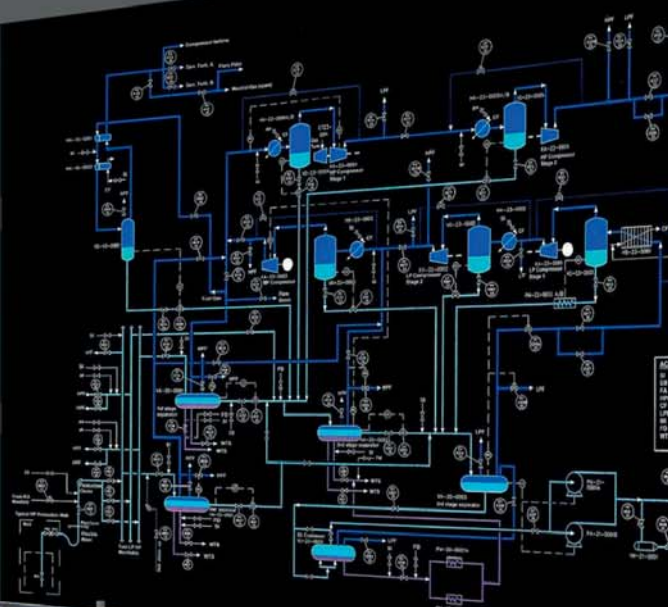

Type	Order no.	UP
Keyboard drawer	00.705.550.1	1 unit

Dimensions in mm: W = Width
H = Height
D = Depth
h = Installation height
d = Useful depth
L = Length

HU = Standard height unit, 1 HU = 44.45 mm
19" = 482.6 mm, (ideal for 19" components in acc. with DIN 41494)
UP = Unit of packaging


Conversion: 1 inch = 25.4 mm

Replace „x“ with the number of your color choice
.1 = Light grey
.5 = Beech





DAA20048



DAA20049

Cable Runner

- Cable management for Dacobas Advanced technical pedestals
- Suitable for straight and lowered worktops
- Separate cable routing for data and power

■ Dimensions

- Usable width: 95 mm
- Usable height: 55 mm

■ Material

Cable basket: steel

■ Surface

Chrome plated

■ Supply schedule

1 Cable basket, for Dacobas Advanced technical pedestal

W	Order no.	UP
630	01.329.000.9	1 unit
1230	01.329.003.9	1 unit
1830	01.329.006.9	1 unit



DAA20050

CPU-Tray

- CPU-Tray for the safe placement of PCs to the inner face of hinged doors
- Maximum PC dimensions: 485x235x465 mm (HWD)
- Maximum load: 15kg; door mounted
- The door mounted CPU-Tray grants easy access to PCs in the technical pedestal.

■ Material

1,0 mm Sheet steel powder coated


■ Surface

Sheet steel: powder coated
RAL7021 Black grey

■ Supply schedule

- 1 CPU-Tray for door mounting
- Mounting material

Type	Order no.	UP
Door mounted CPU-Tray	01.329.050.9	1 unit



DAA20051

Bottom Plates

- Flexibly closes the lower face of the technical pedestal
- Fits between front and rear frame of the technical pedestal
- One size (445x295 mm) fits D1050 and D1200

■ Surface

HPL direct laminate RAL7021 Black grey

■ Supply schedule

1 Bottom plate

■ Material

Direct laminated 3-layer quality particle board, 19 mm

D	W	Order no.	UP
445	295	01.329.140.9	1 unit

Dimensions in mm: W = Width
H = Height
D = Depth
h = Installation height
d = Useful depth
L = Length

Conversion: 1 inch = 25,4 mm

HU = Standard height unit, 1 HU = 44,45 mm
19" = 482,6 mm,
(ideal for 19" components in acc. with DIN 41494)
UP = Unit of packaging

Replace „x“ with the number of your color choice
.1 = Light grey
.5 = Beech



DAA20079

Smaract 19" Rack 12U W600 D600

- 19" rack, 12U installation height
- With glass front door
- 19" mounting hole profiles front and rear for fixation of equipment
- Rear side open for direct cabling into the consoles technical pedestal
- Securely attaches to the consoles basic frame
- For equipment according to IEC 297-3
- Removable cover panels

Material

- Extruded aluminium
- Corner connector, die-cast aluminium
- Covers and open shelf, sheet steel, powder-coated texture
- Front door, sheet steel with single safety glass panel, opening angle, more than 180°

Finish

- Basic rack, polished
- Covers, front and rear doors, RAL7021 Black grey

Load rating

200 kg (static load)

Installation depth

515 mm

Supply schedule

- 1 Basic frame
- 2 Side panels (closed)
- 1 Front glass door
- 4 19" mounting hole profiles
- 1 Earthing set
- 4 Levelling feet
- Mounting material

How supplied

Completely assembled

Tests

- Safety in accordance with EN 50298 and EN 60950
- Protective conductor/earth in accordance with DIN VDE 0701-1

Type	H	W	D	Order no.	UP
Smaract 19" rack	12HU	600	600	01.329.070.9	1 unit



DAA20080

PC Container

Bonded main unit

- With passive ventilation (at lower front side)
- Full glass doors and lock at the front
- Stationary with leveling feet
- With large opening at the rear side for cable routing into the console

Material / finish

- Main unit: Three layer particle board FP/Y E 1 version, directly coated, fire protection class B2
- Front doors: Full glass doors, EMC, 6 mm, clear glass

Color

- Main unit: RAL7021 Black grey

Dimensions

- Width: 400 mm
- Height: 600 mm
- Depth: 600 mm,

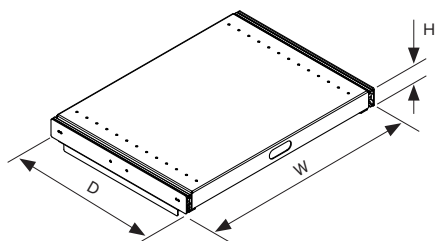
Supply schedule

- 1 PC container
- 1 Lateral cover panel for W600 mm
- Mounting material

How supplied

Completely assembled

Type	H	W	D	Order no.	UP
PC container	600	400	600	01.329.071.9	1 unit



DAA20088

CPU Shelf

- Telescopic shelf for easy access to CPUs in the DACOBAS Advanced technical pedestal
- Prepared for installation of additional 19" frames
- Usable area for placing CPUs: 450 mm x 350 mm
- Width over all: 486 mm
- Two strong lateral telescopic rails
- Max. pull-out: 195 mm
- Max. load: 500 N static and evenly distributed

Material/Surface

- Mounting bracket and base plate: Sheet steel, powder coated, textured RAL7021 Dark gray, conductive
- Telescopic rails: Sheet steel, zincated

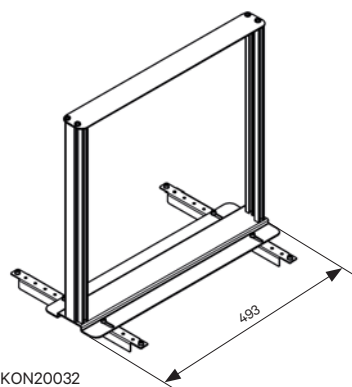
Supply schedule

- 1 Base plate
- 2 Mounting brackets
- 2 Telescopic rails
- Mounting material

How supplied

Flat packed kit

W	H	D		Order no.	UP
486	45	350	CPU shelf for D 1050 mm	01.329.060.9	1 unit
486	45	350	CPU shelf for D 1200 mm	01.329.061.9	1 unit



KON20032

19" Frame (for technical pedestal)

- 19" frame for mounting 19" components and mounting panels
- 19" frame fixing on technical pedestal base frame via depth braces, making it depth-adjustable
- Equipment installation on the 19" extrusion via T-slots and spring nuts, making it height-adjustable

Finish

Adapter plate, RAL9011 Graphite black

Supply schedule

- 1 adapter plate
- 1 frame cover
- 2 depth braces
- 2 19" extrusions


How supplied

Flat-packed kit

Note

Please order spring nuts and screws separately (see p.30)

W	H	D	HU		Order no.	UP
493	480	344	10	19" frame for D 1050 mm	01.329.100.9	1 unit
493	480	494	10	19" frame for D 1200 mm	01.329.105.9	1 unit



MOB00241

Cable Routing Set

For cable routing on, for example, the T-slots of the Knürr extrusions

Supply schedule

- 1 spiral cable
- Mounting material

How supplied

Flat-packed kit

D	L	Model	Order no.	UP
40	500	grey	01.350.543.9	1 unit
20	500	grey	01.350.542.9	1 unit
40	500	black	01.350.545.9	1 unit

Dimensions in mm: W = Width
H = Height
D = Depth
h = Installation height
d = Useful depth
L = Length

HU = Standard height unit, 1 HU = 44.45 mm
19" = 482.6 mm, (ideal for 19" components in acc. with DIN 41494)
UP = Unit of packaging


Conversion: 1 inch = 25.4 mm

Replace „x“ with the number of your color choice
.1 = Light grey
.5 = Beech



DAC20091

Tray console 430 mm



DAC20090

Magazine file DIN A4

Accessories for Multi-Functional Rails

- Organizational elements, compatible design for Knürr multi-functional rails
- 430 mm console – also perfect as telephone stand

- Supply schedule**
- 1 Organizational element

- How supplied**
In batches

- Material**
Sheet steel

- Finish**
Powder-coated,
RAL9006 White aluminum

Model	Order no.	UP
Tray shelf DIN A4	04.300.400.9	1 unit
Box with note pad	04.303.103.9	1 unit
Tray shelf DIN A3	04.300.401.9	1 unit
Tray console 430 mm	04.303.106.9	1 unit
Magazine file DIN A4	04.303.110.9	1 unit



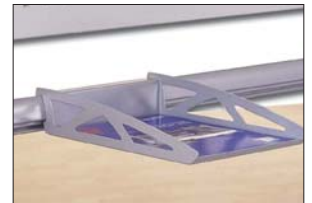
DAC20089

Box with note pad



DAC00600

Tray shelf DIN A3



DAC20082

Tray shelf DIN A4

Seamless Connection with Knürr DacoRack for Lab and Testing Applications



DAA20087

Find more Knürr Dacobas 19" Solutions under:
www.technical-furniture.com



DAA20082

Knürr Task LED



DAA20083

Knürr Task LED L

Knürr Task LED

The Knürr Task LED is fitted with a bright LED lamp that provides pleasant task lighting and an easily accessible dimming button.

A specially developed highly reflective plastic reflector ensures glare-free working. What's more, even with such impressive performance figures, the Knürr Task LED is surprisingly economical in terms of energy consumption, with only 8 W of installed consumption for an average illuminance of up to 700 lx.

- Light and easy to adjust to your individual position
- Specially developed reflector for glare-free lighting
- Switching and dimming with memory function via easily accessible control button in the luminaire head
- Automatic cut-off and switch-on behavior can be adjusted
- Maintenance free LED technology with a service life of up to 50,000 hours and more

Technical data

- Color temperature neutral white 4,000 K
- Connected load 100-240 V; 50/60 Hz
- Power consumption approx. 8 W
- Luminous flux approx. 600 lm
- Luminous efficacy approx. 75 lm/W
- Illuminance efficiency factor 93 lx/W
- Color rendering index (CRI) >80 (typ.85)
- Supplied with 3 m mains lead and with mains plug type CEE 7 / 16 (Euro plug),
- Various fastenings as accessories

Colour

Aluminium black coated

Supply schedule

1 Knürr Task LED
(Please always order mounting adapter of choice, see page 27)

Description	Model	Order no.	UP
Knürr Task LED	2 hinges (1 arm)	00.350.179.9	1 unit
Knürr Task LED L	3 hinges (2 arms)	00.350.174.9	1 unit



DAA20081

Knürr Task LED Flex



DAA20054

Knürr Task LED Flex L

Knürr Task LED Flex

The Knürr Task LED Flex brings the combination of lighting quality, energy efficiency, and design to a new level. The richly contrasting interaction between angular and elliptical forms lends it a unique character. The advantages of its cleverly designed thermal management are plain to see: higher energy efficiency, longer service life, and less heating up.

- Light and easy to adjust to your individual position
- Specially developed reflector for glare-free working
- Switch-off and dimming with a light touch of the touch-LED
- Intelligent Auto-Off function (after 14 h) reduces power consumption
- Maintenance free LED technology with a service life of up to 50,000 hours and more

Technical data

- Color temperature neutral white 4,000 K
- Connected load 100-240 V; 50/60 Hz
- Power consumption approx. 7 W
- Luminous flux approx. 400 lm
- Luminous efficacy approx. 57 lm/W
- Illuminance efficiency factor 64 lx/W
- Color rendering index (CRI) >80
- Supplied with 2.3 m mains lead and with mains plug type CEE 7 / 16 (Euro plug),
- Various fastenings as accessories

Colour

Aluminium anodized

Supply schedule

1 Knürr Task LED Flex
(Please always order mounting adapter of choice, see page 27)

Description	Model	Order no.	UP
Knürr Task LED Flex	Length approx. 30 cm	00.350.169.9	1 unit
Knürr Task LED Flex L	Length approx. 90 cm	00.350.165.9	1 unit



DAA20084
Dacobas Type 2

DAA20053
Functional rail



DAA20085
Worktop adaptor

DAA20086
Worktop adaptor

Mounting Adaptors for Task LED Lamp

Important information

Our workstation lamps are supplied as standard with a universal adapter. Please order the corresponding adapter for the respective Knürr Console.

Versions

- Functional rail
for Installation on functional rails as used with Ergocon, Elicon or Dacobas

- Dacobas Type 2

for lateral installation on Dacobas profiles at any height

- Worktop

for direct installation in the worktop

Supply schedule

- 1 Adaptor
- Mounting material

Colour/Surfaces

Plastic / Aluminum powder coated

System	Colour	Order no.	UP
Functional rail	RAL9006 White aluminum	01.316.225.9	1 set
Dacobas Type 2	RAL7021 Dark gray	01.300.960.9	1 set
Worktop adaptor	Black	01.350.181.9	1 set



DAA20055



DAA20056

Knürr Lumax LED Lamp Workstation or system installation

- State of the art LED-Modules for highest efficiency
- Glare free
- Photometric properties checked according to DIN EN 13032-1
- Overdimensioned LED-Modules allow for dimming in the first years of use and thus grant extremely longevity
- Dimmable with „Touch DIM“ feature via push button on the lamp or at tabletop
- Perfect fit for Knürr consoles (adaptors for Knürr's multi functional rails)
- 20° tiltable
- Neutral white 4.000 K

Material

Sheet steel powder coated

Dimensions

Width: 1140mm/1700mm
Height: 30 mm (without adaptors)
Depth: 100mm

Color combinations

- Lamp and supports :
iron metallic microstructure
- Side panel:
Aluminium RAL9007 microstructure

Supply schedule

- 1x LED lamp with integrated LED driver
- Version with offset switch:
1x module with external push button for switching and dimming
- Overhead system lamp:
with adaptors to Knürr's multi functional rail
- 1x Schuko lead (3m)
- Mounting material

How supplied

Pre-assembled

Description	Model	Order no.	UP
Knürr Lumax LED 1140U 4000K int.	Workstation lamp with integrated push button	00.350.182.9	1 unit
Knürr Lumax LED 1140U 4000K ext.	Workstation lamp with offset push button (below table top)	00.350.183.9	1 unit
Knürr Lumax LED 1140B 4000K ext.	System lamp with offset push button (below table top)	00.350.185.9	1 unit
Knürr Lumax LED 1700U 4000K int.	Workstation lamp with integrated push button	00.350.186.9	1 unit
Knürr Lumax LED 1700U 4000K ext.	Workstation lamp with offset push button (below table top)	00.350.187.9	1 unit
Knürr Lumax LED 1700B 4000K ext.	System lamp with offset push button (below table top)	00.350.189.9	1 unit

Dimensions in mm: W = Width
H = Height
D = Depth
h = Installation height
d = Useful depth
L = Length

HU = Standard height unit, 1 HU = 44.45 mm
19" = 482.6 mm,
(ideal for 19" components in acc. with DIN 41494)
UP = Unit of packaging



MEC20025

Velcro Strip with Plastic Eyelet

- For mounting non-standard components
- For bundling cables

Material
Polyamide

Colour
Black

Supply schedule
20 Velcro strips

How supplied
Flat-packed kit

W	H	D	L	Order no.	UP
16			300	01.240.550.9	20 units



MEC20185

Quick-Strip Velcro strip for T-slot toolless mounting

- Quick fixing without tools
- For bundling cables
- Can be released and used again
- For orderly cable management
- For fixing into T-slots at any position

Material
Polyethylene and Nylon
F.R.T., UL-94 HB

Color
Black

Supply schedule
10 Quick-Strip Velcro strips

How supplied
Flat-packed kit

W	H	D	Order no.	UP
			00.218.506.0	1 set



MEC20048



MEC20147

Velcro strip (by the meter)

- For hassle-free mounting and bundling of copper and fiber optic cables
- Velcro strip can be cut to any length required

Material/color
Black: One Wrap Fastener
F.R.T., UL 94-V2
Blue: One Wrap Fastener

Supply schedule
1-meter or 25-meter Velcro strip

How supplied
Coil

W	L	Model	Order no.	UP
16	1000	Black	05.040.060.9	1 meter
16	1000	Blue	05.040.061.9	1 meter
16	25000	Black	05.040.065.9	25 meters
16	25000	Blue	05.040.066.9	25 meters

Dimensions in mm: W = Width
H = Height
D = Depth
h = Installation height
d = Useful depth
L = Length

HU = Standard height unit, 1 HU = 44.45 mm
19" = 482.6 mm,
(ideal for 19" components in acc. with DIN 41494)
UP = Unit of packaging
kg = Weight

Conversion: 1 inch = 25.4 mm
1 pound = 453.6 g

Replace „x“ with the number of your color choice



ELM00025

Cable Routing Ring

- For tidy and orderly cable management
- Open version, no threading
- Mounting on the T-slots of the vertical extrusions
- Installation position freely selectable

Material/finish
PA 6, GF 10, gray, UL 94-V1

Supply schedule
- 5 cable routing rings
- Mounting material

How supplied
Flat-packed kit

W	H	D	Model	Order no.	UP
54		118		01.312.207.9	5 unit



MEC20187

Quick-Clamp plastic jumpering bracket for T-slot toolless mounting

- Quick fixing without tools
- For orderly cable management
- Open version, no threading
- For fixing on T-slots at any position

Material
Nylon
F.R.T., UL-94 HB

Color
Black

Supply schedule
10 plastic jumpering brackets

How supplied
Flat-packed kit

W	H	D	Order no.	UP
			00.218.505.0	1 set



ELM00114

Equipotential Bonding Bar

- For central earthing of all protective conductors
- With sealing cover
- Connection options:
 - 1 x round conductor 8-10 mm Ø
 - 1 x flat conductor up to 30 mm wide or round conductor 8-10 mm Ø
 - 7 x one or several-wire conductors up to 16 mm² or fine wire conductor up to 10 mm²

Material
Base and cover, high-impact plastic
Contact strip, brass, nickel-plated

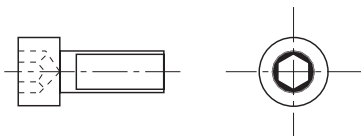
Supply schedule
1 equipotential bonding bar

W	H	D	Order no.	UP
			01.117.524.3	1 unit

NOTE

Find more accessories in our accessories catalog:
www.technical-furniture.com





MIRO0121

Cylinder Screw M6 x 10 self-securing

- Use with spring nuts for chassis runner mounting

Supply schedule
1 set of 100 units

Order no.	UP
01.350.402.9	1 set

Phillips Head Screw With washer


Model	Order no.	UP
Thread M6 x 12	01.350.401.9	1 set

Type 1 / Type 3



MEC20129

Type 2 / Type 4



MEC20130

Front panel mounting kit, T-slot, M5 wide

- For mounting 19" front panels and 19" components

Supply schedule

Type 1:

50 spring nuts, M5 wide
50 oval head screws, Z-form, M5 x 10

Type 2:

50 spring nuts, M5 wide
50 countersunk screws, M5 x 12
50 rosettes

Type 3:

50 spring nuts, M6 wide
50 oval head screws, Z-form, M6 x 10

Type 4:

50 spring nuts, M6 wide
50 countersunk screws, M6 x 14
50 rosettes

How supplied

Flat-packed kit

W	H	D	Model	Order no.	UP
			Type 1: Z-form screw	05.041.335.9	1 set
			Type 2: Screw + rosette	05.041.340.9	1 set
			Type 3: Z-form screw	01.350.429.9	1 set
			Type 4: Screw + rosette	01.350.430.9	1 set

Spring Nut

- For clipping into T-slots at any position

Type 1: M5 wide

T-nut size: 10 x 13 mm

Type 2: M5 narrow

T-nut size: 8 x 13 mm

Type 3: M6

T-nut size: 10 x 13 mm

Supply schedule

50 spring nuts

How supplied

Flat-packed kit

W	H	D	Model	Order no.	UP
			Type 1: M5 wide	01.350.431.9	1 set
			Type 2: M5 narrow	05.041.503.9	1 set
			Type 3: M6	01.350.405.9	1 set

Dimensions in mm: W = Width
H = Height
D = Depth
h = Installation height
d = Useful depth
L = Length

HU = Standard height unit, 1 HU = 44.45 mm
19" = 482.6 mm, (ideal for 19" components in acc. with DIN 41494)
UP = Unit of packaging
kg = Weight

Conversion: 1 inch = 25.4 mm
1 pound = 453.6 g

Replace „x“ with the number of your color choice



MEC20140

Oval Head Screw

- IEC DIN 967

How supplied
Flat-packed kit

Supply schedule
50 oval head screws, Z-form

W	H	D	Model	Order no.	UP
			M5 x 10	05.041.330.9	1 set
			M5 x 16	05.041.331.9	1 set
			M6 x 10	05.041.332.9	1 set
			M6 x 16	05.041.333.9	1 set



MEC20141

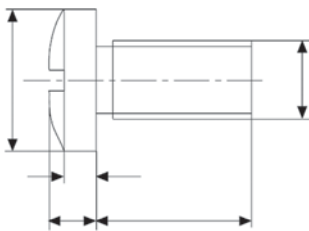
Countersunk Screw + Rosette

- IEC DIN EN ISO 7047

How supplied
Flat-packed kit

Supply schedule
50 countersunk screws
50 rosettes

W	H	D	Model	Order no.	UP
			M5 x 12	05.041.203.9	1 set
			M5 x 16	05.041.290.9	1 set



MEC00014

Oval Head Screw With Phillips head

- IEC DIN EN ISO 7045

Supply schedule
1 set of 50 units

W	H	D	L	Model	Order no.	UP
			8	M 4 no washer	05.041.607.8	1 set
			8	M 5 no washer	05.041.611.8	1 set
			12	M 4 no washer	05.041.609.8	1 set
			12	M 5 + washer	05.041.613.8	1 set
			16	M 5 + washer	05.041.614.8	1 set
			16	M 6 + washer	05.041.616.8	1 set

Ergonomically designed products and solutions from a single source

The **Knürr Technical Furniture** manufactures and develops workstations for electronics labs and mobile equipment carriers for healthcare and automotive industries. Furthermore Knürr Technical Furniture is the specialist for height adjustable control room workstations.

Learn more about Knürr Technical Furniture products and services at **www.technical-furniture.com**

Knürr Technical Furniture is a Vertiv Co. Company

Knürr Technical Furniture GmbH

Mariakirchener Straße 38
94424 Arnstorf
Germany
T +49 8723 28 0
F +49 8723 28 138
furniture@knuerr.com
www.technical-furniture.com

Vertiv™

Global Headquarters
1050 Dearborn Drive
P.O. Box 29186
Columbus, OH 43229, USA
T +1 614 8880246
www.vertivco.com

While every precaution has been taken to ensure accuracy and completeness herein, Knürr Technical Furniture and Vertiv Co assumes no responsibility, and disclaims all liability, for damages resulting from use of this information or for any errors or omissions. Specifications subject to change without notice.

Knürr and the Knürr logo, are trademarks and service marks of Vertiv Co. or one of its affiliated companies. ©2016 Vertiv Co. All rights reserved.

09.991.0720.000001 • 50R12-16