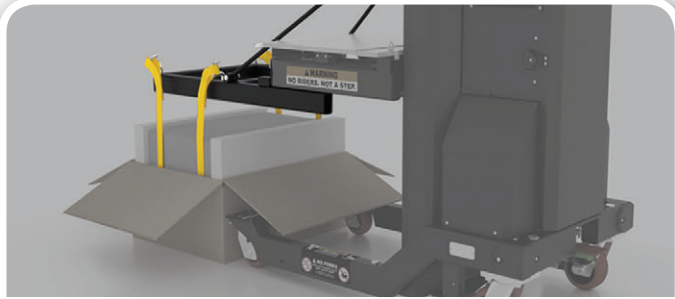



## LE-500X™/LE-1000X™



Safely unpack equipment from boxes or a pallet using an **LE-Series Lift Extension**

## RS-500X™



The **RS-500™ Rail Lift** helps you quickly and accurately lower equipment into slotted rails.

## RL-500™



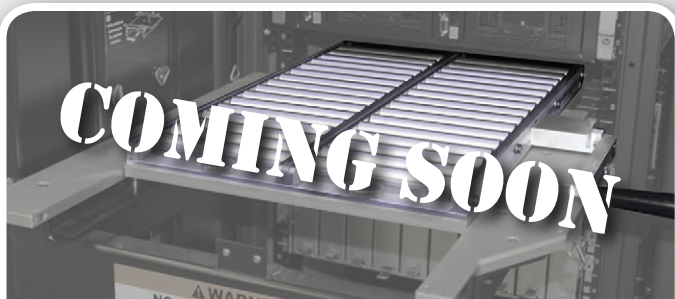
Reach the top of any rack with a **Riser Lift**, even with low ceilings and overhead obstructions.

## PL-500X™



Make a ServerLIFT **Platform Extension** your workhorse for ground or near ground install

## GT-500X™



The feather-touch **Glide Table** lets you move heavy equipment effortlessly into the rack.

## FE-300X™



The **Shelf Extender** works with your SL-500FX to provide added reach and support into racks.