



# CONTROL ROOM INFRASTRUCTURE

VERTIV™ KNÜRR DACOBAS® ADVANCED

The Universal Control Room Console



## **Knürr Dacobas® Advanced**

The Universal Control Room Console.  
Modular, Efficient, Ergonomic.



DAA20000



**Concave setup**

DAA20001



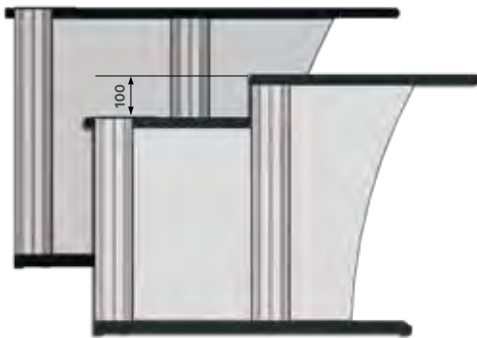
**Convex (theatre setup)**

DAA20002

- Straight or lowered worktop
- Silent, passive ventilation
- Highest stability
- Several worktop depths
- Integrated technical pedestal
- Convenient cable management
- Standards compliance
- Ships flat packed for safe transportation
- Quick and easy to assemble
- Future proof modularity




DAA20003



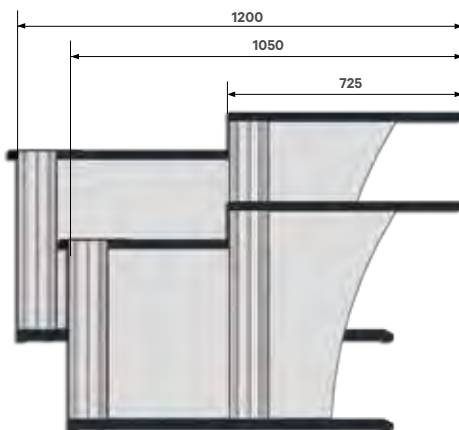
**Straight or lowered worktop**

DAA20004



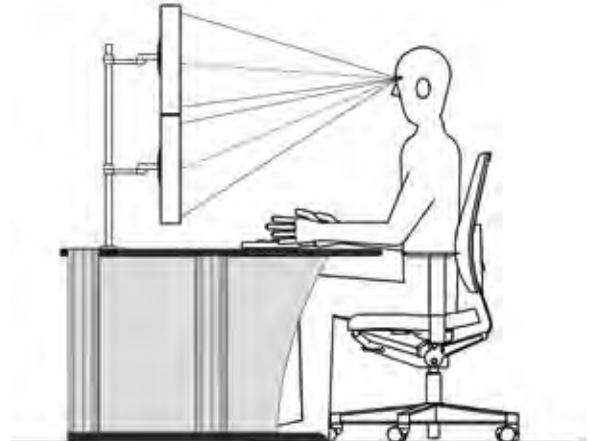
**Silent, passive ventilation**

DAA20005



**Two depths for technical pedestal:  
1050 or 1200 mm**

DAA20060



**Meets DIN EN ISO 11064**

DAA20006

## Knürr Dacobas® Advanced

### Overview








### Perforated Rear Panel



## Functional Rail



## \_Functional Rail



DAA20035



## Cable Entry



## CPU-Tray



**Slide In Door**  
(laminated particle board)



### Perforated Hinged Door



## Hinged Door



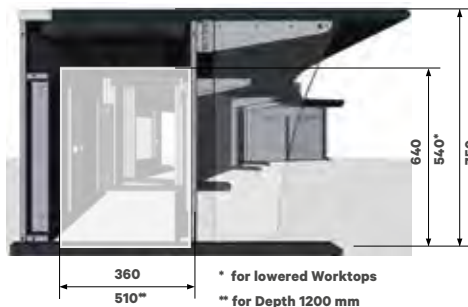
## —Cover Panels

## Knürr Dacobas® Advanced Strong Points

- **Standards compliance**
  - Dacobas Advanced meets DIN EN ISO 11064. This means that the operator works at a console that not only fulfills standards but also gives the space and comfort basic to efficient and professional operation. Worktop height is always 750 mm.
- **Straight or lowered worktop**
  - All console elements are available with straight or lowered worktops. Even straight corner elements - that may be used to place a printer on - can be combined with a row of lowered worktops.
- **Silent, passive ventilation**
  - Knürr brings profound knowledge of thermal management into this product: Correctly positioned ventilation openings allow for natural convection and reduced background noise.
- **Maximum stability**
  - 30-year proven sturdiness of Dacobas extruded aluminium profiles and welded sheet steel make Dacobas Advanced the reliable and stable choice for your control room.
- **Different worktop depths**
  - Dacobas Advanced is designed to accommodate large workstations in the technical pedestal. Larger devices and 19"-equipment find their place in the 1200mm deep version.
- **Integrated technical pedestal**
  - The integrated technical pedestal can be accessed both from front and rear. Choose from hinged or slide-in doors as well as perforated sheet steel for ventilation or plain wooden doors for best sound absorption. Hinged doors can be equipped with PC-trays for easy access.
- **Tailor-made systems**
  - Bespoke spacers scale the row of consoles exactly to the required dimensions. Straight, cornered and circular layouts can both be produced in a convex or concave (theatre) layout.



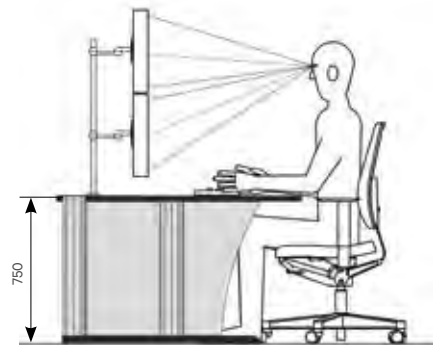
DAA20005



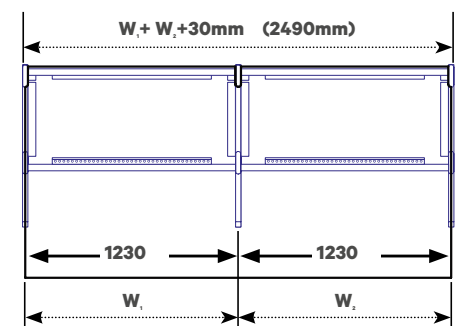
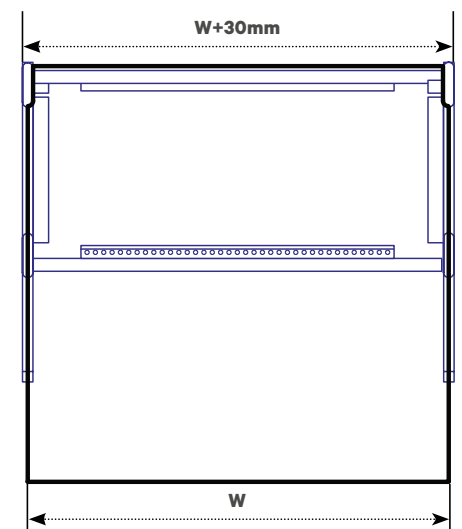
DAA20009



DAA20007



DAA20006



## Usable dimensions of technical pedestal



DAA20009



DAA20011



DAA20012



DAA20013

- **Convenient cable management**

- In option: Front and rear hinged cable runners. Snap In allows for easy and toolless mounting. Two cable runners separate power and network cabling. Existing depth struts of the basic frames already come with the necessary connectors.

- **Tailored worktops**

- Worktops of up to 3600mm at a stretch reduce gaps and seams. Talk to our engineers in order to have the worktop made from one piece per workplace.

- **Ships flat packed**


- All components are shipped preassembled and flat packed in order to reduce shipping volume as well as space and time demand during the transport and installation process.

- **Easy to assemble**

- The exclusive use of standard screws allows for a quick installation on site. Comprehensive assembly manuals explain the set up process.

- **Future proof modularity**

- Add new consoles to an existing row, change your current installation or grow up with new accessories. The modular design and the ubiquitous T-Slots leave you all options for future upgrades.



DAA20014

## Three steps to your personal console:

### Step 1 Substructure



Side Elements (p.13)

DAA20016




Basic Frames (p.13/14)

DAA20018



Complete Substructure

DAA20067



Hinged- and Slide-in Doors (p.15)

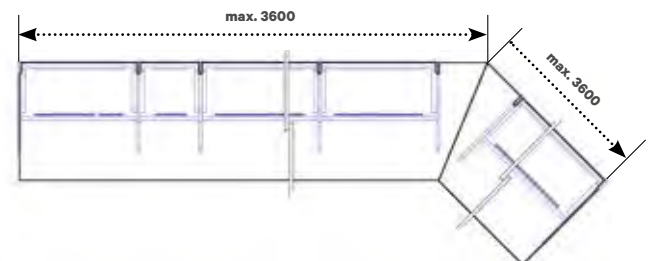
DAA20017

### Step 2 Worktops

Have your individually designed worktop of up to 3600mm while respecting the following factors:

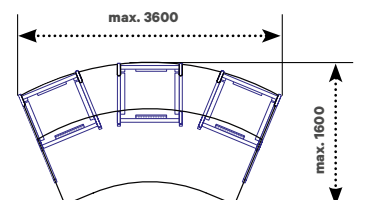
- Location of workplaces
- Transport and handling
- Dimensional constraints

See p.16



One-piece worktops and free choice of corner angle

DAA20019



Circular Worktops

DAA20020



Worktop

DAA20061



## Step 3 Monitor mounts

### Functional rail to mount between Dacobas Profiles

- Choose the profile extension that fits your individual TFT setup. Perforated rear panels to install between the profiles are found on p. 18/19



DAA20021

### Add on functional rail

- Freestanding solution for maximum flexibility with circular consoles. Also available with electrical height adjustment for improved comfort



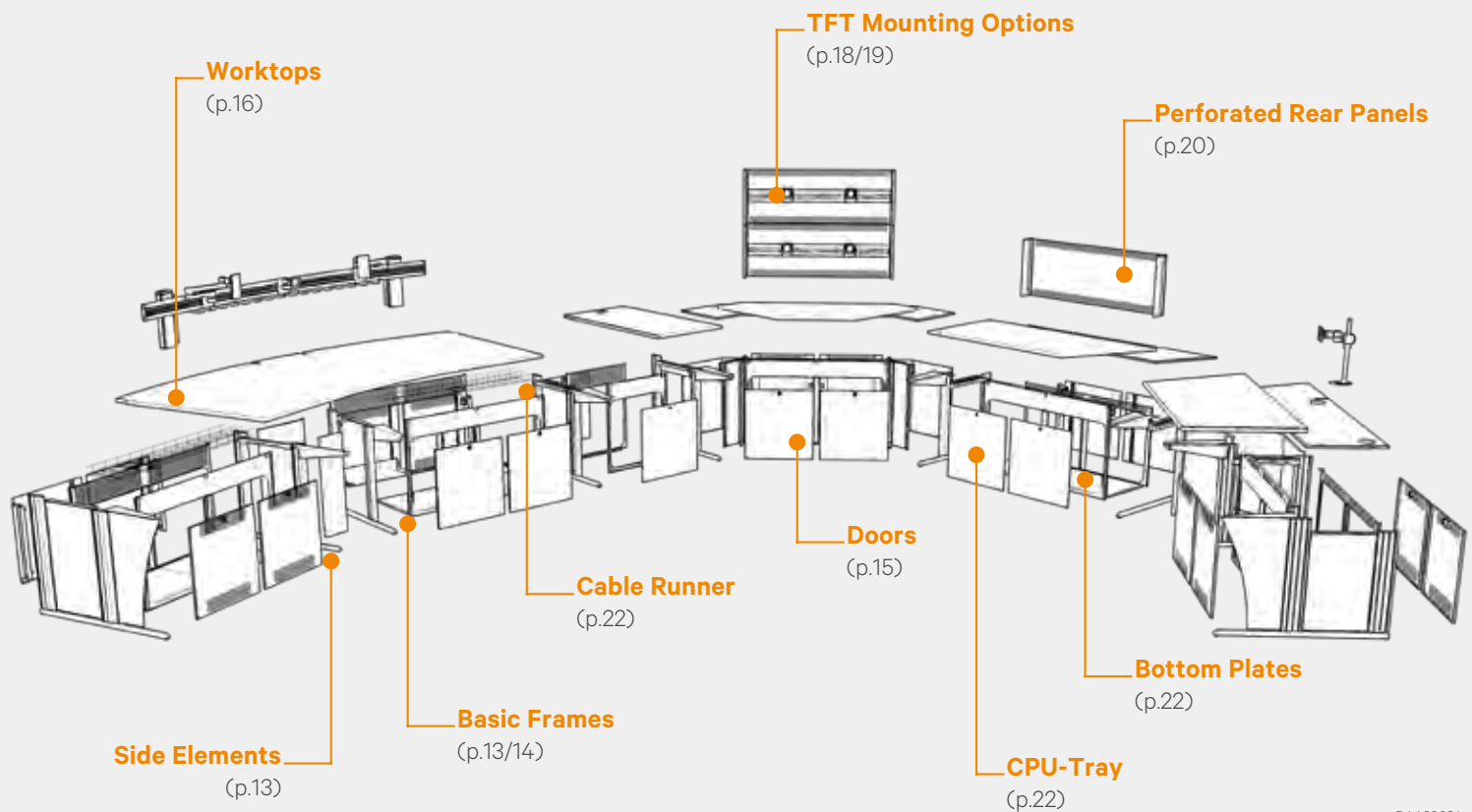
DAA20022

### Add on monitor poles

- The slimmest solution for tidy and unobstructed installation of standard monitors. Poles can be placed virtually anywhere on the worktop. Multi-TFT solutions available. See p.18/19



DAA20023



DAA20024

## Surface Colors:

Dacobas Advanced is available with two standard color patterns that easily can be identified by the last digit of the part number:



**Version .1 Light grey**

DAA20025



**Version .5 Beech**

DAA20026

A light grey worktop is enclosed by a black ErgoSoft Edge at the front and black plastic edge veneers. All sheet steel parts are powder coated in RAL7021 Dark grey, all extruded aluminium profiles – except those in the front leg space – are powder coated in RAL9006 White aluminum.

While the worktop is finished with Beech, all other parts of the console show the same color pattern as with the light grey worktop.

**Please request our further information documents related to:**

**Nano-Surfaces** which feature extremely low reflectivity and a velvet smooth touch! E.g.:



DAA20027  
**Bianco malé**

DAA20028  
**Grigio Londra**

Choose your **individual color** from a comprehensive range of tabletop finishes. E.g.:



DAA20093  
**Maple Wood**

DAA20094  
**Nelson Oak**

DAA20095  
**Pine black**

**Also many materials for worktops available for request.: E.g.: Corian®, Solid Core Board, Wood, etc.**

Premium worktops made from quality 3-layer particle board with a durable HPL-coating. 30mm strong main worktops contribute to the rigidity of the construction. Hence all tabletops are backed with a **warranty of up to 10 years**, which underlines the long-lastingness of our products.

## Sample Configurations

Below you will find a helpful overview of the most common basic assemblies. Each basic assembly consists of starter-, end- and link up-side elements as well as the respective number of basic frames.

### • Linear 2-fold console

- Consisting of two basic frames W1230, one start-, one link up- and one end-side element.

### • 45° console

- Consisting of two basic frames W1230, one start-, two link up and one end-side element as well as front and rear 45°-cover panels.

### • 90° console

- Consisting of two basic frames W1230, one start- and one end-side element, one 90° corner element.

### • 90° trapezoid console

- Consisting of two basic frames W1230, one start- and one end-side element, one 90°-trapezoid corner element with 600mm front edge.

### • Circular console

- Consisting of two basic frames W1230 (R3000), one start-, four link up side elements with short feet and one end-side element, fitting front and rear cover panels.

### • Further helpful accessories as

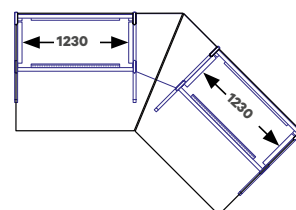
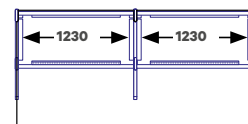
- Cable management
- Power strips
- Lighting
- Seating and ambient furniture can be found in our catalogues.

D	Type	Order no. (straight)	Order no. (lowered)	UP
1050	Linear	01.329.220.9	01.329.200.9	1 unit
1050	45°	01.329.222.9	01.329.202.9	1 unit
1050	90°	01.329.223.9	01.329.203.9	1 unit
1050	90° Trapezoid	01.329.224.9	01.329.204.9	1 unit
1050	R 3000 Circular	01.329.225.9	01.329.205.9	1 unit
1200	Linear	01.329.260.9	01.329.240.9	1 unit
1200	45°	01.329.262.9	01.329.242.9	1 unit
1200	90°	01.329.263.9	01.329.243.9	1 unit
1200	90° Trapezoid	01.329.264.9	01.329.244.9	1 unit
1200	R 3000	01.329.265.9	01.329.245.9	1 unit

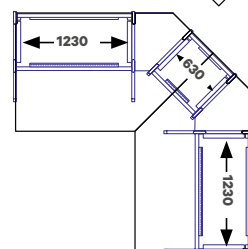


DAA20015

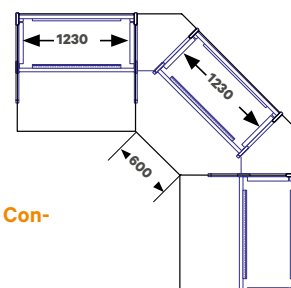
Linear 2-fold Console



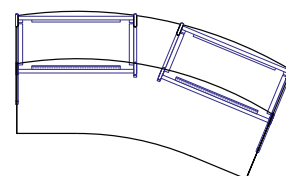
45° Console



90° Console



90° Trapezoid Console



Circular Console

DAA20029

**Dimensions in mm:** W = Width  
H = Height  
D = Depth  
h = Installation height  
d = Useful depth  
L = Length  
HU = Standard height unit, 1 HU = 44.45 mm  
19" = 482.6 mm, (ideal for 19" components in acc. with DIN 41494)  
UP = Unit of packaging

**Conversion:** 1 inch = 25.4 mm

## Worktops for Sample Configurations

Premium worktops made from quality 3-layer particle board with a durable HPL-coating. 30mm strong main worktops contribute to the rigidity of the construction. Lowered monitor levels made from 19mm direct laminated panels allow for reduced transport weight and handling with ease. Select the correct worktops to complete your Dacobas Advanced installation. The well-known ErgoEdge at the front side makes working comfortable. All other sides are covered with a durable ABS-edge veneer.

### Please note:

- Standard worktops are always equipped with cable inlets at the rear side in order to fit with functional rails on Dacobas profile extensions. When installing other monitor levels, we offer corresponding individual placement of cable inlets. The required openings are cut before shipment. Please always order worktops together with your choice of monitor level. Further helpful accessories as

- Cable management
- Power strips
- Lighting
- Seating and ambient furniture can be found in our catalogues.

### Material

- Worktop: 3-layer quality particle board FP / Y E1, Fire resistance class B2
- Worktop coating: High Pressure Laminate
- Edge veneer: ABS

### Surface

- Worktop: 1 RAL7035 Light grey or .5 Beech décor
- Edge veneer: black
- ErgoEdge: black

### Supply schedule

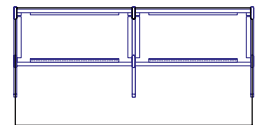
- Worktop
- Mounting material

Type	D	W	Order no. (straight)	Order no. (lowered)	UP
Worktop for Linear 2-fold Console	1050	2460	01.329.280.X	01.329.285.X	1 set
Worktop for 45° Console	1050		01.329.281.X	01.329.286.X	1 set
Worktop for 90° Console	1050		01.329.282.X	01.329.287.X	1 set
Worktop for 90° Trapezoid Console	1050		01.329.283.X	01.329.288.X	1 set
Worktop for Circular Console R3000	1050		01.329.284.X	01.329.289.X	1 set
Worktop for Linear 2-fold Console	1200	2460	01.329.290.X	01.329.295.X	1 set
Worktop for 45° Console	1200		01.329.291.X	01.329.296.X	1 set
Worktop for 90° Console	1200		01.329.292.X	01.329.297.X	1 set
Worktop for 90° Trapezoid Console	1200		01.329.293.X	01.329.298.X	1 set
Worktop for Circular Console R3000	1200		01.329.294.X	01.329.299.X	1 set

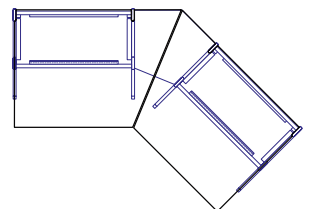


DAA20041

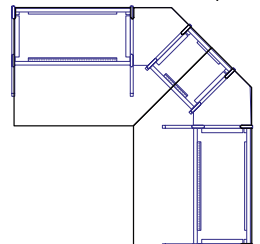
Linear 2-fold Console



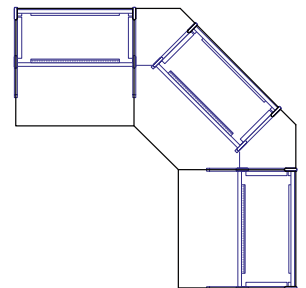
45° Console



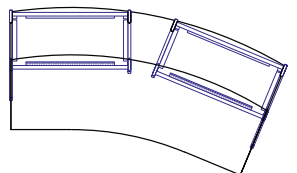
90° Console



90° Trapezoid Console



Circular Console



DAA20029

**Dimensions in mm:** W = Width  
H = Height  
D = Depth  
h = Installation height  
d = Useful depth  
L = Length

**Conversion:** 1 inch = 25,4 mm

**HU = Standard height unit, 1 HU = 44,45 mm**  
19"= 482,6 mm,  
(ideal for 19" components in acc. with DIN 41494)

**UP = Unit of packaging**  
Replace „x“ with the number of your color choice  
.1 = Light grey  
.5 = Beech




## Side Elements and Link Up Side Elements

Side elements for 1050 and 1200mm deep consoles as well as for straight and lowered worktops. Side elements between basic frames give optimum rigidity to rows of consoles.

Side elements are made from rigid, welded adjustable feet, front and rear aluminum profiles with T-slots and depth struts with lashes for the flexible installation of cable runners.

- **Material**
  - Sheet steel, powder coated
  - Extruded aluminum profiles, powder coated
- **Surface**
  - Feet: RAL7021 Black grey
  - Vertical profiles (rear): RAL9006 White aluminum
  - Vertical profiles (in the leg space): RAL7021 Black grey
- **Supply Schedule**
  - 1 Side element or link up side element (pre-assembled)



DAA20068

Side Elements	D	L	Order no. (left)	Order no. (right)	UP
Straight	1050	850	01.328.068.9	01.328.069.9	1 unit
Straight	1200	1000	01.328.092.9	01.328.093.9	1 unit
Lowerded	1050	850	01.328.072.9	01.328.073.9	1 unit
Lowerded	1200	1000	01.328.096.9	01.328.097.9	1 unit

Link Up Side Elements	D	L	Order no.	UP
Straight	1050	650	01.328.070.9	1 unit
Straight	1200	850	01.328.094.9	1 unit
Lowerded	1050	650	01.328.074.9	1 unit
Lowerded	1200	850	01.328.098.9	1 unit

## Basic Frames

Basic frames in widths of 630, 1230 and 1830 mm for straight or lowered worktops, for depths of 1050 or 1200mm are the rigid foundation for the Dacobas Advanced system.

Perforated rear panels allow natural convection to cool the technical pedestal.

Choose from plain or perforated doors and add bottom plates if required. When extending an existing console with basic frames, additional link up side elements are required.

- **Material**
  - Sheet steel, powder coated
- **Surface**
  - RAL7021 Black grey
- **Supply Schedule**
  - Front frame
  - Rear frame
  - 2 Door struts (only W1230), Door struts (only W1830)
  - Mounting material
- **Please Note:**
  - For basic frames W1830 always use „slide-in doors“ in the middle section

D	W	Order no. (straight)	Order no. (lowered)	UP
1050/1200	630	01.328.008.9	01.328.000.9	1 unit
1050/1200	1230	01.328.012.9	01.328.004.9	1 unit
1050/1200	1830	01.328.014.9	01.328.006.9	1 unit

4




Basic Frame W630

DAA20036



Basic Frame W1230

DAA20037



Basic Frame W1830

DAA20069

## Basic Frames for Corners

Basic frames for straight or lowered worktops, for depths of 1050 or 1200mm, in versions 45°, 90° 90° Wall, 90° trapezoid, 90° trapezoid-wall and circular in R3000 and R1500.

Basic frames for 90° corner sections have rear perforations for optimum ventilation of the technical compartment. These basic frames are completed either with slide-in doors or hinged doors.

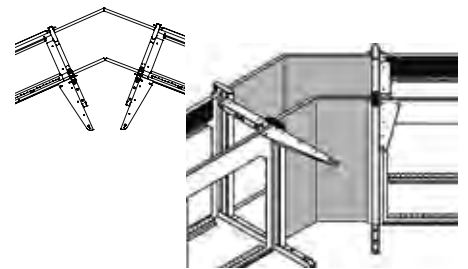
For the 90° corner and the 90° wall corner 2 doors W630 are needed.

For the 90° trapezoid corner and the 90° trapezoid wall corner either 4 doors W630 or 2 doors W1230 are needed.

- **Material**
  - Sheet Steel, powder coated
- **Surface**
  - RAL7021 Black grey
- **Please note (for circular versions)**
  - If cover panels are used with W1230 basic frames, the console radius at the front side is R3000. With W630 basic frames the console radius is R1500.

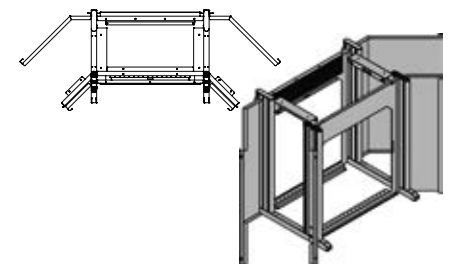
- **Supply Schedule 45° corner**
  - 1 Cover panel front
  - 1 Cover panel rear
  - Mounting material
- **Supply Schedule 90° corner and 90° wall-corner**
  - 1 Basic frame W630
  - 2 Link up side elements (short)
  - 1 Set of cover panels right side
  - 1 Set of cover panels left side
  - Mounting material
- **Supply Schedule 90° trapezoid corner and 90° trapezoid-wall-corner**
  - 1 Basic frame W1230
  - 2 Link up side elements (short)
  - 1 Set of cover panels right side
  - 1 Set of cover panels left side
  - Mounting material
- **Supply Schedule circular cover panels**
  - 1 Cover panel front
  - 1 Cover panel rear
  - Mounting material

Type	D	Order no. (straight)	Order no. (lowered)	UP
45°	D1050	01.328.255.9	01.328.250.9	1 unit
45°	D1200	01.328.265.9	01.328.260.9	1 unit
90° + 90° wall	D1050	01.328.305.9	01.328.300.9	1 unit
90° + 90° wall	D1200	01.328.315.9	01.328.310.9	1 unit
90° trapezoid + 90° trapezoid wall	D1050	01.328.306.9	01.328.301.9	1 unit
90° trapezoid + 90° trapezoid wall	D1200	01.328.316.9	01.328.311.9	1 unit
Circular cover panels	D1050	01.328.258.9	01.328.253.9	1 unit
Circular cover panels	D1200	01.328.268.9	01.328.263.9	1 unit



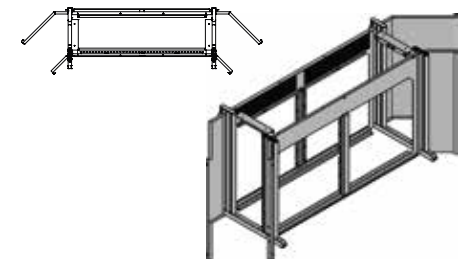
45° corner

DAA20070



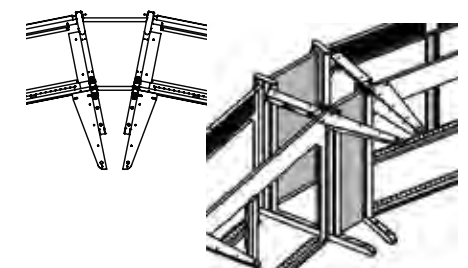
90° corner and 90° wall-corner

DAA20071



90° trapezoid corner and 90° trapezoid-wall-corner

DAA20072



Circular cover panels

DAA20073

**Dimensions in mm:** W = Width  
H = Height  
D = Depth  
h = Installation height  
d = Useful depth  
L = Length

**Conversion:** 1 inch = 25,4 mm

HU = Standard height unit, 1 HU = 44,45 mm  
19" = 482,6 mm.  
(ideal for 19" components in acc. with DIN 41494)  
UP = Unit of packaging  
Replace „x“ with the number of your color choice

## Doors

The Tacobas Avanced program offers various ways of closing the front and rear side of the basic frames:

- Plain hinged or slide-in doors made from particle board.
- Perforated hinged or slide-in steel doors

Well placed ventilation openings in the upper and lower part of the perforated doors allow for cooling through natural ventilation.

Plain doors offer additional acoustic dampening when feeding cool air into the technical pedestal from a ventilated raised floor.

All steel hinged doors come with thread holes for the installation of CPU-Trays at the inner side and always fit for left or right installation.

Pushlocks offer access restriction in standard and can be replaced against locks if required.

- **Material**
  - Sheet steel doors: 1,0mm Sheet steel, powder coated
  - Wooden doors: Direct laminated 3-layer quality particle board 19mm
- **Surface**
  - Sheet steel: RAL7021 Black grey
  - Wooden doors: RAL7021 Black grey
- **Supply Schedule**
  - 1 pcs. wooden resp. steel door according to your selection
  - Mounting material
- **Please Note:**
  - For basic frames W1830 always use „slide-in doors“ in the middle section

Type			W	Order no.	UP
Wood	slide-in	plain	W600	01.328.221.9	1 unit
Wood	slide-in	plain	W1200	01.328.223.9	1 unit
Wood	slide-in	plain	W1800	01.328.225.9	1 unit
Steel	slide-in	perforated	W600	01.328.215.9	1 unit
Steel	slide-in	perforated	W1200	01.328.217.9	1 unit
Steel	slide-in	perforated	W1800	01.328.219.9	1 unit
Wood	hinged door	plain	W600	01.328.206.9	1 unit
Steel	hinged door	perforated	W600	01.328.200.9	1 unit



Slide-in

DAA20038



Perforated hinged door

DAA20039



Hinged door

DAA20040

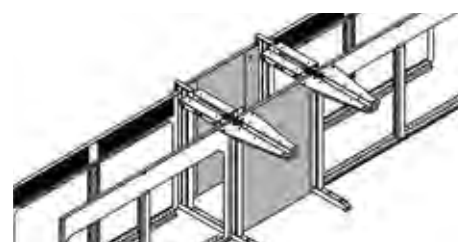
## Cover Panels

Cover panels closing the front and rear gaps between adjacent basic frames. These cover panels allow to freely choose the distance between adjacent basic frames.

Each kit contains left and right mounting rails as well as two resp. Three blank cover panels and fitting screws. The cover panels can be cut to fit on site or according to submitted dimensions in the factory. Cover panels can bridge gaps of up to 500 mm.

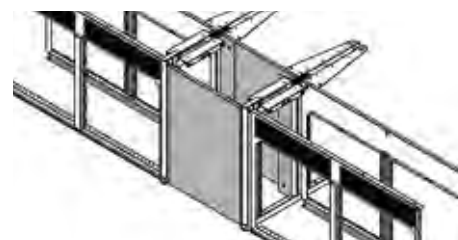
- **Material**
  - Sheet Steel, powder coated
  - Melamin resin coated chipboard 19 mm
- **Surface**
  - RAL7021 Black grey
- **Supply Schedule**
  - Mounting rails l/r
  - 1 front cover panel (blank)
  - 1 (2) rear cover panel(s)
  - Mounting material

Type	L	Order no.	UP
Straight worktop	500	01.328.290.9	1 set
Lowered monitor level	500	01.328.291.9	1 set



Cover panel front side

DAA20074



Cover panel rear side

DAA20075

## Worktops

Premium worktops made from quality 3-layer particle board with a durable HPL-coating. 30mm strong main worktops contribute to the rigidity of the construction. Lowered monitor levels made from 19mm direct laminated panels allow for reduced transport weight and handling with ease. Select the correct worktops to complete your Dacobas Advanced installation.

### Material

- Worktop: 3-layer quality particle board  
FP / Y E1, Fire resistance class B2
- Worktop coating: High Pressure Laminate
- Edge veneer: ABS

### Surface

- Worktop: 1 RAL7035 Light grey or  
.5 Beech décor
- Edge veneer: black
- ErgoEdge: black

### Supply schedule

- Worktop
- Mounting material

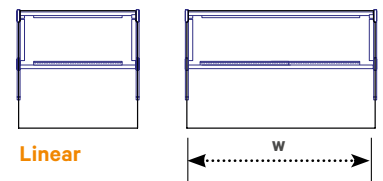
Type	W	D1050 straight	D1050 lowered	D1200 straight	D1200 lowered	UP
Linear	630	01.329.500.x	01.329.510.x	01.329.520.x	01.329.530.x	1 unit
Linear	1230	01.329.503.x	01.329.513.x	01.329.523.x	01.329.533.x	1 unit
Linear	1830	01.329.506.x	01.329.516.x	01.329.526.x	01.329.536.x	1 unit
45° left	630	01.329.540.x	01.329.550.x	01.329.560.x	01.329.570.x	1 unit
45° left	1230	01.329.543.x	01.329.553.x	01.329.563.x	01.329.573.x	1 unit
45° left	1830	01.329.546.x	01.329.556.x	01.329.566.x	01.329.576.x	1 unit
45° right	630	01.329.580.x	01.329.590.x	01.329.600.x	01.329.610.x	1 unit
45° right	1230	01.329.583.x	01.329.593.x	01.329.603.x	01.329.613.x	1 unit
45° right	1830	01.329.586.x	01.329.596.x	01.329.606.x	01.329.616.x	1 unit
90° left	630	01.329.620.x	01.329.630.x	01.329.640.x	01.329.650.x	1 unit
90° left	1230	01.329.623.x	01.329.633.x	01.329.643.x	01.329.653.x	1 unit
90° left	1830	01.329.626.x	01.329.636.x	01.329.646.x	01.329.656.x	1 unit
90° right	630	01.329.660.x	01.329.670.x	01.329.680.x	01.329.690.x	1 unit
90° right	1230	01.329.663.x	01.329.673.x	01.329.683.x	01.329.693.x	1 unit
90° right	1830	01.329.666.x	01.329.676.x	01.329.686.x	01.329.696.x	1 unit
90° wall left	630	01.329.700.x	01.329.710.x	01.329.720.x	01.329.730.x	1 unit
90° wall left	1230	01.329.703.x	01.329.713.x	01.329.723.x	01.329.733.x	1 unit
90° wall left	1830	01.329.706.x	01.329.716.x	01.329.726.x	01.329.736.x	1 unit
90° wall right	630	01.329.740.x	01.329.750.x	01.329.760.x	01.329.770.x	1 unit
90° wall right	1230	01.329.743.x	01.329.753.x	01.329.763.x	01.329.773.x	1 unit
90° wall right	1830	01.329.746.x	01.329.756.x	01.329.766.x	01.329.776.x	1 unit
90° trapezoid		01.329.780.x	01.329.781.x	01.329.782.x	01.329.783.x	1 unit
90° trapezoid wall		01.329.790.x	01.329.791.x	01.329.792.x	01.329.793.x	1 unit

### Circular 22,5° - R3000

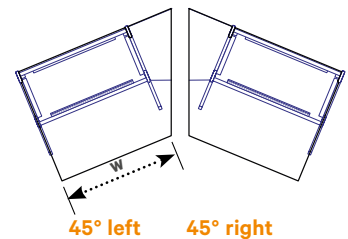
2 modules	1230	01.329.800.x	01.329.810.x	01.329.820.x	01.329.830.x	1 unit
-----------	------	--------------	--------------	--------------	--------------	--------

### Circular 45° - R1500

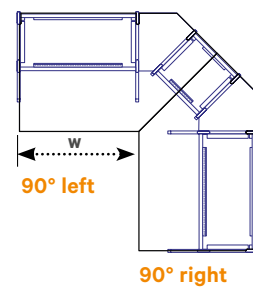
3 modules	630	01.329.805.x	01.329.815.x	01.329.825.x	01.329.835.x	1 unit
-----------	-----	--------------	--------------	--------------	--------------	--------



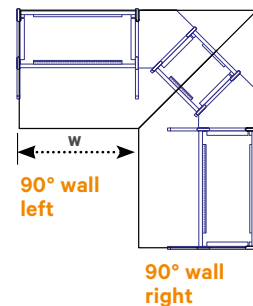
Linear



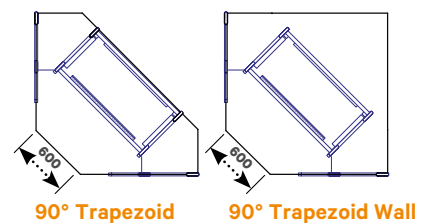
45° left 45° right



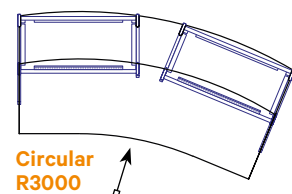
90° right



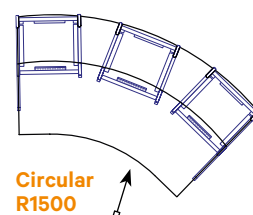
90° wall right



90° Trapezoid 90° Trapezoid Wall



Circular R3000



Circular R1500





## Monitor Mounts

Flat screen monitors are the main interface in today's control rooms between operator and system. According to ergonomic principles, monitors should always be easily adjustable towards the user and allow for quick change in order to reduce maintenance time to a minimum.

Dacobas Advanced control room consoles can be equipped with the following monitor mounts while keeping all flexibility:

### • Functional Rail on Dacobas Profile Extensions

- Large range of accessories like monitor arms, lighting, and much more make the functional rail a versatile platform. Mounts between two vertical profiles and a perforated rear panel.

### • Add on Monitor Poles

- For single or two story installation
- Free placement on the worktop
- Best view on everything behind the console

### • Functional Rail Add on Monitor Level

- Besides the various options of the standard functional rail, this version also offers an electric height adjustment in option. This allows a better view on videowalls behind the console. For additional information see also our catalogue "Ergonomic Flat Screen Supports".

### • Surface

- RAL9006 White aluminum


	W	H	Order no.	UP
Functional Rail on Dacobas Profile Extensions	630		01.315.170.9	1 unit
Functional Rail on Dacobas Profile Extensions	1230		01.315.173.9	1 unit
Functional Rail on Dacobas Profile Extensions	1830		01.315.176.9	1 unit
Add on Monitor Poles		400	01.316.233.9	1 unit
Add on Monitor Poles		700	01.316.234.9	1 unit
Functional Rail Add on Monitor Level, circular	1600		93.200.317.3	1 unit
Functional Rail Add on Monitor Level, circular, height adjustment	1600		93.200.314.3	1 unit



DAA20044



DAA20043



DAA20045

## Cable Duct Functional Rail 25 mm

- For structured cabling at the monitor level
- Finger design allows to let out cables exactly where needed
- Simple, retrofittable installation grace to plastic quick locks
- 400 mm elements, free placement

### • Material / Finish

- Sheetsteel, powder-coated texture, RAL9006
- Plastic black

### • Supply schedule

- 1 Cable duct segment
- Mounting material

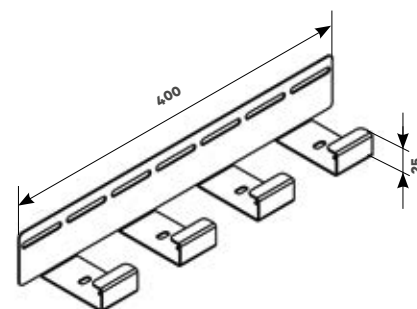
### • How supplied

- flatpacked

### • Please note

- Please also ask for matching brush strips for dust cover!

W	Type	Model	Order no.	UP
400	25mm	Functional rail	04.300.414.9	1 unit



DAA20057

**Dimensions in mm:** W = Width  
H = Height  
D = Depth  
h = Installation height  
d = Useful depth  
L = Length

**Conversion:** 1 inch = 25,4 mm

HU = Standard height unit, 1 HU = 44,45 mm  
19" = 482,6 mm, (ideal for 19" components in acc. with DIN 41494)  
UP = Unit of packaging  
Replace „x“ with the number of your color choice  
.1 = Light grey  
5 = Beech

## Monitor Arms

- Monitor arms for mounting flat screens with the 75 and 100 mm VESA mounting
- With cable management

### • Supply schedule

- 1 flat screen support
- Type E, F and G come with height adjustment plate
- Mounting material

### • How supplied

- Flat-packed kit

### • Type D-G

- For mounting on Knürr double functional rails
- Swivel arm depth adjustment or gas spring arms for individual height adjustment
- Quick mounting rail adapters
- Free placement on horizontal double functional rails

### • Finish / Material Type D-G

- Swivel arm: die-cast aluminium
- Adapter plates: sheet steel
- Gas spring arm covers: plastic
- Metal parts: powder-coated, RAL9006 White aluminum, smooth
- Gas spring arm housing – type B/C:
- Plastic, light grey

### • Type H

- With extension arm
- Integrated gas spring
- With quick connector function (01.316.257.9 and 01.316.258.9)

### • Finish / Material Type H

- Gas spring arm housing: Die-cast aluminum, silver
- Extension arm: Aluminum, silver

Model	Height adjustment plate	Load-bearing capacity	Order no.	UP
Type D, short		12 kg	01.316.210.9	1 unit
Type E, medium (180 mm)	•	10 kg	01.316.211.9	1 unit
Type F, long (250 mm)	•	10 kg	01.316.212.9	1 unit
Type G, double joint (180 + 250 mm)	•	8 Kg	01.316.213.1	1 unit
Type H, Gas spring arm for rail		4 - 9 Kg	01.316.257.9	1 unit
Type H, Gas spring arm with desk clamp		8 - 15 Kg	01.316.258.9	1 unit
Type H, Gas spring arm for rail, heavy duty		8 - 12 Kg	01.316.259.9	1 unit
Mounting Adaptor IM-Profile			01.316.214.9	1 unit
Type D, for Pole		6 Kg	01.316.250.9	1 unit
Type D, for Pole	•	6 Kg	01.316.251.9	1 unit
Type D, for Pole	•	6 Kg	01.316.252.9	1 unit
Type G, for Pole (2x180mm)	•	6 Kg	01.316.253.9	1 unit
Single connector			01.316.224.9	1 unit
Double connector			01.316.227.9	1 unit

### • Please note

- Monitor arms for monitor poles come without mounting adaptors for functional rails. In order to install with monitor poles, please also order single or double connector.

**Please take note off the maximum load and leverage indicated in the corresponding data sheets.**



Type D

CIC20031



Type E

CIC20032



Type F

CIC20033



Type G

CIC20034



Single connector

KON20086



Double connector

ERG00042



Type H

DAC20191



IM profile adaptor

DAA20059

## Perforated Rear Panels

- Perforated rear panels fit W630 and W1230 Basic Frames, 45°, 90° and 90° Trapezoid Corners
  - Perforation: 8 mm in 25 mm pattern
  - Privacy screen for monitors and monitor cables
  - Vertical profiles to be connected in line with basic frame's vertical profiles
- Material/Surface**
    - Sheet steel perforated rear panel and extruded aluminium profile, powder-coated, RAL9006 White aluminum
  - Supply schedule**
    - 1 Perforated rear panel
    - Mounting material
    - 1 IM profile, length: see table
    - Mounting material

- Please note**
  - Choose H350 rear panels and profile extensions in combination with one story monitor mounts and straight worktops. These can be combined seamlessly with H450 rear panels and profile extensions which fit with lowered monitor levels. For two story monitor mounts, just add a second line of H350 rear panels and use H700 profile extensions or H800 profile extensions for consoles with lowered monitor levels.

Type	W	H	D	Order no. H350	H450	H700	H800	H900	UP
Perforated rear panel	630			01.329.160.9	161.9				1 unit
Perforated rear panel	1230			01.329.165.9	166.9				1 unit
Perforated rear panel	1830			01.329.167.9	168.9				1 unit
Perforated rear panel 45°			1050	01.329.170.9	171.9				1 unit
Perforated rear panel 45°			1200	01.329.172.9	173.9				1 unit
Perforated rear panel 90° / 90° trapezoid			1050	01.329.180.9	181.9				1 unit
Perforated rear panel 90° / 90° trapezoid			1200	01.329.182.9	183.9				1 unit
IM profile extension		350		01.329.175.9					1 unit
IM profile extension		450			176.9				1 unit
IM profile extension		700				177.9			1 unit
IM profile extension		800					178.9		1 unit
IM profile extension		900						179.9	1 unit



DAA20046



DAA20047

## Keyboard Drawer

- Creates space on your worktop
  - Legroom is always granted
  - Keyboard drawer latches in closed and extended position
  - Easy retrofit
- Material / Surface**
    - Sheet steel, powder-coated
  - Color**
    - RAL7035 Light grey
  - Dimensions**
    - Width: 536 mm
    - Height: 56 mm
    - Depth: 276 mm

- Max. usable dimensions**
  - Width: 500 mm
  - Height: 45 mm
  - Depth: 218 mm
- Supply schedule**
  - 1 Keyboard drawer
  - Mounting material
- How supplied**
  - pre-assembled



DAA20078

Type	Order no.	UP
Keyboard drawer	00.705.550.1	1 unit

**Dimensions in mm:** W = Width  
H = Height  
D = Depth  
h = Installation height  
d = Useful depth  
L = Length

**Conversion:** 1 inch = 25,4 mm

**HU = Standard height unit, 1 HU = 44,45 mm**  
19"= 482,6 mm,  
(ideal for 19" components in acc. with DIN 41494)  
UP = Unit of packaging  
Replace „x“ with the number of your color choice  
.1 = Light grey  
.5 = Beech





## Cable Runner

- Cable management for Dacobas Advanced technical pedestals
- Suitable for straight and lowered worktops
- Separate cable routing for data and power possible
- **Material**
  - Cable basket: steel
- **Surface**
  - Chrome plated
- **Supply schedule**
  - 1 Cable basket, for Dacobas Advanced technical pedestal
- **Dimensions**
  - Usable width: 200 mm
  - Usable height: 56 mm

W	Order no.	UP
830	01.329.000.9	1 unit
1230	01.329.003.9	1 unit
1830	01.329.006.9	1 unit



DAA20009



DAA20049

## CPU-Tray

- CPU-Tray for the safe placement of PCs to the inner face of hinged doors
- Maximum PC dimensions: 485x235x465 mm (HWD)
- Maximum load: 15kg; door mounted The door mounted CPU-Tray grants easy access to PCs in the technical pedestal.
- **Material**
  - 1,0 mm Sheet steel powder coated
- **Surface**
  - Sheet steel: powder coated RAL7021 Black grey
- **Supply schedule**
  - 1 CPU-Tray for door mounting
  - Mounting material

Type	Order no.	UP
Door mounted CPU-Tray	01.329.050.9	1 unit




DAA20050

## Bottom Plates

- Flexibly closes the lower face of the technical pedestal
- Fits between front and rear frame of the technical pedestal
- One size (445x295 mm) fits D1050 and D1200
- **Surface**
  - HPL direct laminate RAL7021 Black grey
- **Supply schedule**
  - 1 Bottom plate
- **Material**
  - Direct laminated 3-layer quality particle board, 19 mm

D	W	Order no.	UP
445	295	01.329.140.9	1 unit



DAA20051

**Dimensions in mm:** W = Width  
H = Height  
D = Depth  
h = Installation height  
d = Useful depth  
L = Length

**Conversion:** 1 inch = 25,4 mm

HU = Standard height unit, 1 HU = 44,45 mm  
19" = 482,6 mm.  
(ideal for 19" components in acc. with DIN 41494)  
UP = Unit of packaging  
Replace „x“ with the number of your color choice  
.1 = Light grey  
.5 = Beech

## Smaract 19" Rack 12U W600 D600

- 19" rack, 12U installation height
  - With glass front door
  - 19" mounting hole profiles front and rear for fixation of equipment
  - Rear side open for direct cabling into the consoles technical pedestal
  - Securely attaches to the consoles basic frame
  - For equipment according to IEC 297-3
  - Removable cover panels
- **Material**
    - Extruded aluminium
    - Corner connector, die-cast aluminium
    - Covers and open shelf, sheet steel, powder-coated texture
    - Front door, sheet steel with single safety glass panel, opening angle, more than 180°
  - **Finish**
    - Basic rack, polished
    - Covers, front and rear doors, RAL7021 Black grey
  - **Load rating**
    - 200 kg (static load)
  - **Installation depth**
    - 515 mm
  - **Supply schedule**
    - 1 Basic frame
    - 2 Side panels (closed)
    - 1 Front glass door
    - 4 19" mounting hole profiles
    - 1 Earthing set
    - 4 Levelling feet
    - Mounting material
  - **How supplied**
    - Completely assembled
  - **Tests**
    - Safety in accordance with EN 50298 and EN 60950
    - Protective conductor/earth in accordance with DIN VDE 0701-1

Type	H	W	D	Order no.	UP
Smaract 19" rack	12HU	600	600	01.329.070.9	1 unit



DAA20079

## PC Container

- Bonded main unit
- With passive ventilation (at lower front side)
  - Full glass doors and lock at the front
  - Stationary with leveling feet
  - With large opening at the rear side for cable routing into the console
- **Material / finish**
    - Main unit: Three layer particle board FP/Y E 1 version, directly coated, fire protection class B2
    - Front doors: Full glass doors, EMC, 6 mm, clear glass
  - **Color**
    - Main unit: RAL7021 Black grey
  - **Dimensions**
    - Width: 400 mm
    - Height: 600 mm
    - Depth: 600 mm,
  - **Supply schedule**
    - 1 PC container
    - 1 Lateral cover panel for W600 mm
    - Mounting material
  - **How supplied**
    - Completely assembled

Type	H	W	D	Order no.	UP
PC container	600	400	600	01.329.071.9	1 unit



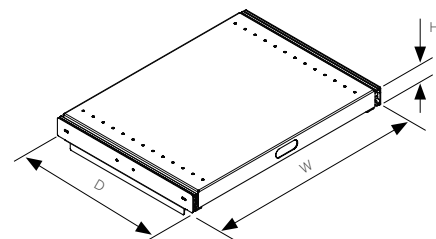
DAA20080

## CPU Shelf

- Telescopic shelf for easy access to CPUs in the DACOBAS Advanced technical pedestal
- Prepared for installation of additional 19" frames
- Usable area for placing CPUs: 450 mm x 350 mm
- Width over all: 486 mm
- Two strong lateral telescopic rails
- Max. pull-out: 195 mm
- Max. load: 500 N static and evenly distributed

- **Material/Surface**
  - Mounting bracket and base plate: Sheet steel, powder coated, textured RAL7021 Dark gray, conductive
  - Telescopic rails: Sheet steel, zincated
- **Supply schedule**
  - 1 Base plate
  - 2 Mounting brackets
  - 2 Telescopic rails
  - Mounting material
- **How supplied**
  - Flat packed kit

W	H	D		Order no.	UP
486	45	350	CPU shelf for D 1050 mm	01.329.060.9	1 unit
486	45	350	CPU shelf for D 1200 mm	01.329.061.9	1 unit



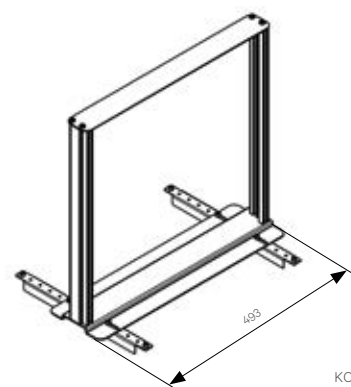
DAA20088

## 19" Frame (for technical pedestal)

- 19" frame for mounting 19" components and mounting panels
- 19" frame fixing on technical pedestal base frame via depth braces, making it depth-adjustable
- Equipment installation on the 19" extrusion via T-slots and spring nuts, making it height-adjustable

- **Finish**
  - Adapter plate, RAL9011 Graphite black
- **Supply schedule**
  - 1 adapter plate
  - 1 frame cover
  - 2 depth braces
  - 2 19" extrusions
- **How supplied**
  - Flat-packed kit
- **Note**
  - Please order spring nuts and screws separately (see p.30)

W	H	D	HU		Order no.	UP
493	480	344	10	19" frame for D 1050 mm	01.329.100.9	1 unit
493	480	494	10	19" frame for D 1200 mm	01.329.105.9	1 unit



KON20032

## Cable Routing Set

- For cable routing on, for example, the T-slots of the Knürr extrusions

- **Supply schedule**
  - 1 spiral cable
  - Mounting material
- **How supplied**
  - Flat-packed kit

D	L	Model	Order no.	UP
40	500	grey	01.350.543.9	1 unit
20	500	grey	01.350.542.9	1 unit
40	500	black	01.350.545.9	1 unit



MOB00241

**Dimensions in mm:** W = Width  
H = Height  
D = Depth  
h = Installation height  
d = Useful depth  
L = Length

**Conversion:** 1 inch = 25,4 mm

HU = Standard height unit, 1 HU = 44,45 mm  
19"= 482,6 mm, (ideal for 19" components in acc. with DIN 41494)  
UP = Unit of packaging  
Replace „x“ with the number of your color choice  
.1 = Light grey  
.5 = Beech



## Accessories for Multi-Functional Rails

- Organizational elements, compatible design for Knürr multi-functional rails
- 430 mm console – also perfect as telephone stand
- **Supply schedule**
  - 1 Organizational element
- **How supplied**
  - In batches
- **Material**
  - Sheet steel
- **Finish**
  - Powder-coated, RAL9006 White aluminum

Model	Order no.	UP
Tray shelf DIN A4	04.300.400.9	1 unit
Box with note pad	04.303.103.9	1 unit
Tray shelf DIN A3	04.300.401.9	1 unit
Tray console 430 mm	04.303.106.9	1 unit
Magazine file DIN A4	04.303.110.9	1 unit




Box with note pad

DAC20089



Tray shelf DIN A3

DAC00600




Tray shelf DIN A4

DAC20082



Tray console 430 mm

DAC20091



Magazine file DIN A4

DAC20090

## Seamless Connection with Knürr DacoRack for Lab and Testing Applications



DAA20087

Find more Knürr Dacobas 19" Solutions under:

[www.technical-furniture.com](http://www.technical-furniture.com)

## Knürr Task LED

The Knürr Task LED is fitted with a bright LED lamp that provides pleasant task lighting and an easily accessible dimming button.

A specially developed highly reflective plastic reflector ensures glare-free working. What's more, even with such impressive performance figures, the Knürr Task LED is surprisingly economical in terms of energy consumption, with only 8 W of installed consumption for an average illuminance of up to 700 lx.

- Light and easy to adjust to your individual position
- Specially developed reflector for glare-free lighting
- Switching and dimming with memory function via easily accessible control button in the luminaire head
- Automatic cut-off and switch-on behavior can be adjusted
- Maintenance free LED technology with a service life of up to 50,000 hours and more

### Technical data

- Color temperature neutral white 4,000 K
- Connected load 100-240 V; 50/60 Hz
- Power consumption approx. 8 W
- Luminous flux approx. 600 lm
- Luminous efficacy approx. 75 lm/W
- Illuminance efficiency factor 93 lx/W
- Color rendering index (CRI) >80 (typ.85)
- Supplied with 3 m mains lead and with mains plug type CEE 7 / 16 (Euro plug),
- Various fastenings as accessories

### Color

- Aluminium black coated

### Supply schedule

- 1 Knürr Task LED  
(Please always order mounting adapter of choice, see page 27)



Knürr Task LED

DAA20082



Knürr Task LED L

DAA20083

## Knürr Task LED Flex

The Knürr Task LED Flex brings the combination of lighting quality, energy efficiency, and design to a new level. The richly contrasting interaction between angular and elliptical forms lends it a unique character. The advantages of its cleverly designed thermal management are plain to see: higher energy efficiency, longer service life, and less heating up.

- Light and easy to adjust to your individual position
- Specially developed reflector for glare-free working
- Switch-off and dimming with a light touch of the touch-LED
- Intelligent Auto-Off function (after 14 h) reduces power consumption
- Maintenance free LED technology with a service life of up to 50,000 hours and more

### Technical data

- Color temperature neutral white 4,000 K
- Connected load 100-240 V; 50/60 Hz
- Power consumption approx. 7 W
- Luminous flux approx. 400 lm
- Luminous efficacy approx. 57 lm/W
- Illuminance efficiency factor 64 lx/W
- Color rendering index (CRI) >80
- Supplied with 2.3 m mains lead and with mains plug type CEE 7 / 16 (Euro plug),
- Various fastenings as accessories

### Color

- Aluminium anodized

### Supply schedule

- 1 Knürr Task LED Flex  
(Please always order mounting adapter of choice, see page 27)



Knürr Task LED Flex

DAA20081



Knürr Task LED Flex L

DAA20054

Description	Model	Order no.	UP
Knürr Task LED Flex	Length approx. 30 cm	00.350.169.9	1 unit
Knürr Task LED Flex L	Length approx. 90 cm	00.350.165.9	1 unit

## Mounting Adaptors for Task LED Lamp

### • Important information

- Our workstation lamps are supplied as standard with a universal adaptor. Please order the corresponding adaptor for the respective Knürr Console.

### • Versions

#### Functional rail

- for Installation on functional rails as used with Ergocon, Elicon or Dacobas

#### Dacobas Profile

- for T-Slot installation on Dacobas profiles at any height

#### Worktop

- for direct installation in the worktop

### • Supply schedule

- 1 Adaptor
- Mounting material

### • Color/Surfaces

- Plastic / Aluminum powder coated



DAA20053  
Functional rail



ACC20014  
Dacobas-Profile (side)



DAA20085  
Worktop adaptor



DAA20086  
Worktop adaptor

System	Color	Order no.	UP
Functional rail	RAL9006 White aluminum	01.316.225.9	1 set
Dacobas Profile	RAL9006 White aluminum	01.316.256.9	1 set
Worktop adaptor	Black	00.350.181.9	1 unit

## Knürr Lumax LED Lamp Workstation or system installation

- State of the art LED-Modules for highest efficiency
- Glare free
- Photometric properties checked according to DIN EN 13032-1
- Overdimensioned LED-Modules allow for dimming in the first years of use and thus grant extremely longevity
- Dimmable with „Touch DIM“ feature via push button on the lamp or at tabletop
- Perfect fit for Knürr consoles (adaptors for Knürr's multi functional rails)
- 20° tiltable
- Neutral white 4.000 K

### • Material

- Sheet steel powder coated

### • Dimensions

- Width: 1140mm/1700mm
- Height: 30 mm (without adaptors)
- Depth: 100mm

### • Color combinations

- Lamp and supports: iron metallic microstructure
- Side panel: Aluminium RAL9007 microstructure

### • Supply schedule

- 1x LED lamp with integrated LED driver
- Version with offset switch: 1x module with external push button for switching and dimming
- Overhead system lamp: with adaptors to Knürr's multi functional rail
- 1x Schuko lead (3m)
- Mounting material

### • How supplied

- Pre-assembled



DAA20055



DAA20056

Description	Model	Order no.	UP
Knürr Lumax LED 1140U 4000K int.	Workstation lamp with integrated push button	00.350.182.9	1 unit
Knürr Lumax LED 1140U 4000K ext.	Workstation lamp with offset push button (below table top)	00.350.183.9	1 unit
Knürr Lumax LED 1140B 4000K ext.	System lamp with offset push button (below table top)	00.350.185.9	1 unit
Knürr Lumax LED 1700U 4000K int.	Workstation lamp with integrated push button	00.350.186.9	1 unit
Knürr Lumax LED 1700U 4000K ext.	Workstation lamp with offset push button (below table top)	00.350.187.9	1 unit
Knürr Lumax LED 1700B 4000K ext.	System lamp with offset push button (below table top)	00.350.189.9	1 unit

**Dimensions in mm:** W = Width  
H = Height  
D = Depth  
h = Installation height  
d = Useful depth  
L = Length

HU = Standard height unit, 1 HU = 44,45 mm  
19" = 4826 mm, (ideal for 19" components in acc. with DIN 41494)  
UP = Unit of packaging

Velcro Strip with Plastic Eyelet

- For mounting non-standard components
- For bundling cables
- **Material**
  - Polyamide
- **Color**
  - Black
- **Supply schedule**
  - 20 Velcro strips
- **How supplied**
  - Flat-packed kit

W	H	D	L	Order no.	UP
16			300	01.240.550.9	20 units



MEC20025

Quick-Strip Velcro Strip for T-slot toolless mounting

- Quick fixing without tools
- For bundling cables
- Can be released and used again
- For orderly cable management
- For fixing into T-slots at any position
- **Material**
  - Polyethylene and Nylon F.R.T., UL-94 HB
- **Color**
  - Black
- **Supply schedule**
  - 10 Quick-Strip Velcro strips
- **How supplied**
  - Flat-packed kit

W	H	D	Order no.	UP
			00.218.506.0	1 set



MEC20185

Velcro Strip (by the meter)

- For hassle-free mounting and bundling of copper and fiber optic cables
- Velcro strip can be cut to any length required
- **Supply schedule**
  - 1-meter or 25-meter Velcro strip
- **How supplied**
  - Coil
- **Material/color**
  - Black: One Wrap Fastener F.R.T., UL 94-V2
  - Blue: One Wrap Fastener

W	L	Model	Order no.	UP
16	1000	Black	05.040.060.9	1 meter
16	1000	Blue	05.040.061.9	1 meter
16	25000	Black	05.040.065.9	25 meters
16	25000	Blue	05.040.066.9	25 meters



MEC20048



MEC20147

**Dimensions in mm:** W = Width  
H = Height  
D = Depth  
h = Installation height  
d = Useful depth  
L = Length

**Conversion:** 1 inch = 25,4 mm  
1 pound = 453,6 g

HU = Standard height unit. 1 HU = 44,45 mm  
19"= 482,6 mm.  
(ideal for 19" components in acc. with DIN 41494)  
UP = Unit of packaging  
kg = Weight  
Replace „x“ with the number of your color choice

## Cable Routing Ring

- For tidy and orderly cable management
- Open version, no threading
- Mounting on the T-slots of the vertical extrusions
- Installation position freely selectable

### Material/finish

- PA 6, GF 10, gray, UL 94-V1

### Supply schedule

- 5 cable routing rings
- Mounting material

### How supplied

- Flat-packed kit



ELM00025

W	H	D	Order no.	UP
54		118	01.312.207.9	5 unit

## Quick-Clamp Plastic Jumperingbracket for T-slot toolless mounting

- Quick fixing without tools
- For orderly cable management
- Open version, no threading
- For fixing on T-slots at any position

### Material

- Nylon  
F.R.T., UL-94 HB

### Color

- Black

### Supply schedule

- 10 plastic jumpering brackets

### How supplied

- Flat-packed kit



MEC20187

W	H	D	Order no.	UP
			00.218.505.0	1 set

## Equipotential Bonding Bar

- For central earthing of all protective conductors
- With sealing cover
- Connection options:
  - 1 x round conductor 8-10 mm Ø
  - 1 x flat conductor up to 30 mm wide or round conductor 8-10 mm Ø
  - 7 x one or several-wire conductors up to 16 mm² or fine wire conductor up to 10 mm²

### Material

- Base and cover, high-impact plastic
- Contact strip, brass, nickel-plated

### Supply schedule

- 1 equipotential bonding bar



ELM00114

W	H	D	Order no.	UP
			01.117.524.3	1 unit



Find more accessories in our accessories catalog:  
[www.technical-furniture.com](http://www.technical-furniture.com)





## Cylinder Screw M6 x 10 self-securing

- Use with spring nuts for chassis runner mounting
- **Supply schedule**
  - 1 set of 100 units

	Order no.	UP
	01.350.402.9	1 set

## Phillips Head Screw With washer

Model	Order no.	UP
Thread M6 x 12	01.350.401.9	1 set

## Front Panel Mounting Kit, T-slot, M5 wide

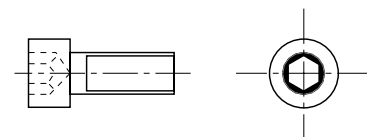
- For mounting 19" front panels and 19" components
- **Supply schedule**
  - Type 1:**
    - 50 spring nuts, M5 wide
    - 50 oval head screws, Z-form, M5 x 10
  - Type 2:**
    - 50 spring nuts, M5 wide
    - 50 countersunk screws, M5 x 12
    - 50 rosettes
  - Type 3:**
    - 50 spring nuts, M6 wide
    - 50 oval head screws, Z-form, M6 x 10
  - Type 4:**
    - 50 spring nuts, M6 wide
    - 50 countersunk screws, M6 x 14
    - 50 rosettes
- **How supplied**
  - Flat-packed kit

W	H	D	Model	Order no.	UP
			Type 1: Z-form screw	05.041.335.9	1 set
			Type 2: Screw + rosette	05.041.340.9	1 set
			Type 3: Z-form screw	01.350.429.9	1 set
			Type 4: Screw + rosette	01.350.430.9	1 set

## Spring Nut

- For clipping into T-slots at any position
  - **Supply schedule**
    - 50 spring nuts
  - **How supplied**
    - Flat-packed kit
- Type 1:**
- M5 wide
  - T-nut size: 10 x 13 mm
- Type 2:**
- M5 narrow
  - T-nut size: 8 x 13 mm
- Type 3:**
- M6
  - T-nut size: 10 x 13 mm

W	H	D	Model	Order no.	UP
			Type 1: M5 wide	01.350.431.9	1 set
			Type 2: M5 narrow	05.041.503.9	1 set
			Type 3: M6	01.350.405.9	1 set



MIR00121

Type 1 / Type 3



MEC20129

Type 2 / Type 4



MEC20130



MEC00060

**Dimensions in mm:** W = Width  
H = Height  
D = Depth  
h = Installation height  
d = Useful depth  
L = Length

HU = Standard height unit, 1 HU = 44.45 mm  
19" = 482.6 mm, (ideal for 19" components in acc. with DIN 41494)  
UP = Unit of packaging  
kg = Weight

**Conversion:** 1 inch = 25.4 mm  
1 pound = 453.6 g

Replace „x“ with the number of your color choice

## Oval Head Screw

- IEC DIN 967
- **How supplied**
  - Flat-packed kit
- **Supply schedule**
  - 50 oval head screws, Z-form

W	H	D	Model	Order no.	UP
			M5 x 10	05.041.330.9	1 set
			M5 x 16	05.041.331.9	1 set
			M6 x 10	05.041.332.9	1 set
			M6 x 16	05.041.333.9	1 set



MEC20140

## Countersunk Screw + Rosette

- IEC DIN EN ISO 7047
- **How supplied**
  - Flat-packed kit
- **Supply schedule**
  - 50 countersunk screws
  - 50 rosettes

W	H	D	Model	Order no.	UP
			M5 x 12	05.041.203.9	1 set
			M5 x 16	05.041.290.9	1 set

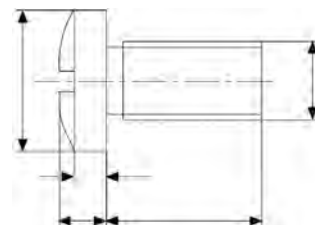


MEC20141

## Oval Head Screw With Phillips head

- IEC DIN EN ISO 7045
- **Supply schedule**
  - 1 set of 50 units

W	H	D	L	Model	Order no.	UP
			8	M 4 no washer	05.041.607.8	1 set
			8	M 5 no washer	05.041.611.8	1 set
			12	M 4 no washer	05.041.609.8	1 set
			12	M 5 + washer	05.041.613.8	1 set
			16	M 5 + washer	05.041.614.8	1 set
			16	M 6 + washer	05.041.616.8	1 set



MEC00014

## Ergonomically designed products and solutions from a single source

**Knürr Control Room Infrastructure** is worldwide known as competent and reliable partner for holistic control room solutions and mobile equipment carrier. The ergonomically designed products are internationally in use and convince in demanding 24h-Mission-Critical Control Room environment of multiple industrial sectors.

Learn more about Control Room Infrastructure solutions and services at [www.technical-furniture.com](http://www.technical-furniture.com).

**Knürr is a Vertiv Co. Company**

### Knürr GmbH

Mariakirchener Straße 38  
94424 Arnstorf  
Germany

T +49 8723 28 0

F +49 8723 28 138

[furniture.knuerr@vertivco.com](mailto:furniture.knuerr@vertivco.com)  
[www.technical-furniture.com](http://www.technical-furniture.com)



**VertivCo.com** | George Curl Way, Southampton, SO18 2RY, VAT Number: GB188146827

© 2017 Vertiv Co. All rights reserved. Vertiv™, the Vertiv logo, Liebert® Trinergy™ Cube, Liebert HPC-M are trademarks or registered trademarks of Vertiv Co. All other names and logos referred to are trade names, trademarks or registered trademarks of their respective owners. While every precaution has been taken to ensure accuracy and completeness herein, Vertiv Co. assumes no responsibility, and disclaims all liability, for damages resulting from use of this information or for any errors or omissions. Specifications are subject to change without notice.

09.991.072.0.000001 • MKA4LOUKdacAdv Rev.1-01/2018