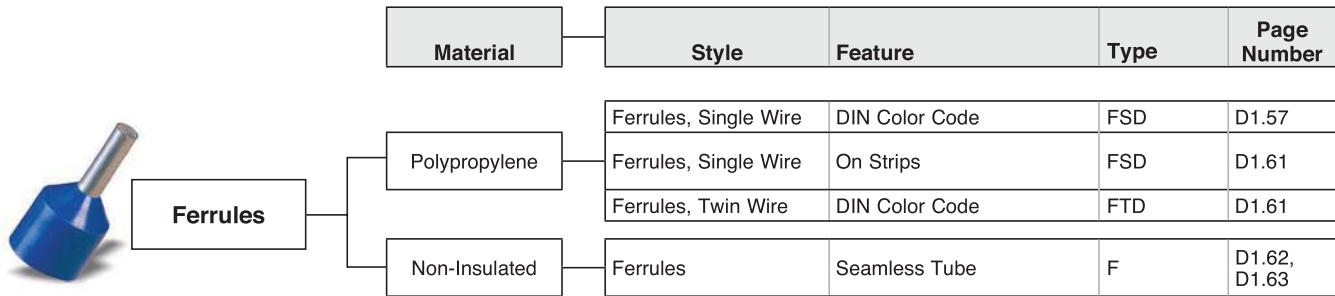
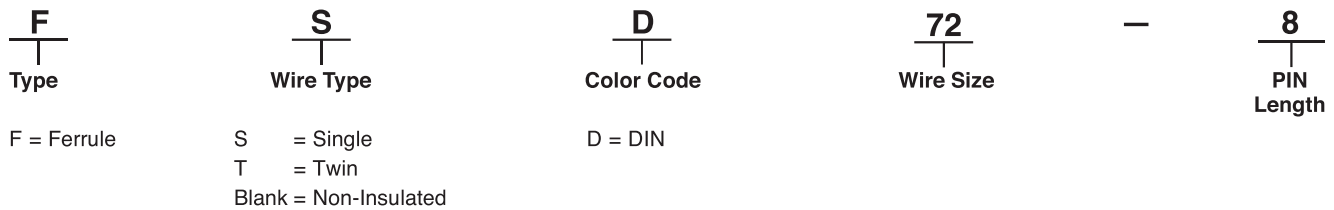


Selection Guide – Pan-Term® Ferrules



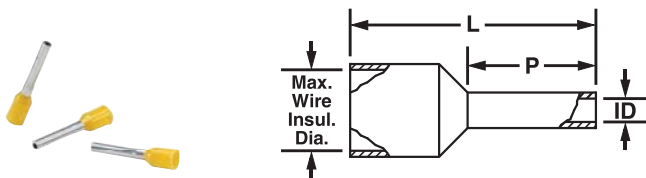
Part Number System for Pan-Term® Ferrules



Insulated Ferrules – Single Wire DIN End Sleeve

Type FSD

- Polypropylene insulation housing conforms to DIN color requirements
- Meets DIN standards for single wire containment
- Funnel entry for faster insertion and lower installed cost
- Designed with a seamless barrel to contain loose wire strands for superior terminations
- Eases insertion of wire into terminal block
- Suitable for limited space panel applications
- Multiple pin lengths available for a variety of terminal blocks



Part Number	Wire Size		Color Code	Max. Wire Insul. Dia.		Figure Dimensions						Wire Strip Length		Recommended Installation Tool	Std. Pkg. Qty.
	AWG	mm ²		In.	mm	L		P		ID		In.	mm		
FSD72-6-D***	26 AWG	0.14	Gray	0.07	2.0	0.41	10.5	24.0	6.0	0.03	0.8	3/8	9.5	CT-1002, CT-1123, CT-2523CH	500
FSD72-8-D***				0.07	2.0	0.49	12.5	31.0	8.0	0.03	0.8	15/32	11.9		
FSD73-6-D***	24 AWG	0.25	Yellow	0.07	2.0	0.41	10.5	24.0	6.0	0.03	0.8	3/8	9.5		
FSD73-8-D***				0.07	2.0	0.49	12.5	31.0	8.0	0.03	0.8	15/32	11.9		
FSD74-6-D***	24-22 AWG	0.34	Turquoise	0.07	2.0	0.41	10.5	24.0	6.0	0.03	0.8	3/8	9.5		
FSD74-8-D***				0.07	2.0	0.49	12.5	31.0	8.0	0.03	0.8	15/32	11.9		

***Not UL or CSA Listed.

B1



Insulated Ferrules – Single Wire DIN End Sleeve (continued)

B2

Part Number	Wire Size		Color Code	Max. Wire Insul. Dia.		Figure Dimensions						Wire Strip Length		Recommended Installation Tool	Std. Pkg. Qty.
	AWG	mm ²		In.	mm	L		P		ID		In.	mm		
						In.	mm	In.	mm	In.	mm				
FSD75-6-D*	22-20 AWG	0.5	White	0.09	2.5	0.45	11.5	24.0	6.0	0.04	1.1	17/32	13.5	CT-1090, CT-1002, CT-1003, CT-1123, CT-1160, CT-1170, CD-090***, CT-2523CH	500
FSD75-8-D*		0.5		0.09	2.5	0.53	13.5	31.0	8.0	0.04	1.1	15/32	11.9		
FSD75-10-D*		0.5		0.09	2.5	0.61	15.5	0.39	10.0	0.04	1.1	17/32	13.5		
FSD76-6-D	18 AWG	0.75	Gray	0.11	2.8	0.47	12.0	0.24	6.0	0.05	1.3	3/8	9.5		
FSD76-8-D		0.75		0.11	2.8	0.55	14.0	0.31	8.0	0.05	1.3	15/32	11.9		
FSD76-10-D		0.75		0.11	2.8	0.63	16.0	0.39	10.0	0.05	1.3	17/32	13.5		
FSD76-12-D		0.75		0.11	2.8	0.71	18.0	0.47	12.0	0.05	1.3	5/8	15.9		
FSD77-6-D	-	1.0	Red	0.12	3.0	0.49	12.5	0.24	6.0	0.06	1.5	3/8	9.5		
FSD77-8-D		1.0		0.12	3.0	0.57	14.5	0.31	8.0	0.06	1.5	15/32	11.9		
FSD77-10-D		1.0		0.12	3.0	0.65	16.5	0.39	10.0	0.06	1.5	17/32	13.5		
FSD77-12-D		1.0		0.12	3.0	0.73	18.5	0.47	12.0	0.06	1.5	5/8	15.9		
FSD78-6-D	16 AWG	1.5	Black	0.12	3.0	0.49	12.5	0.24	6.0	0.07	1.8	3/8	9.5		
FSD78-8-D		1.5		0.12	3.0	0.57	14.5	0.31	8.0	0.07	1.8	15/32	11.9		
FSD78-6-D		1.5		0.12	3.0	0.49	12.5	0.24	6.0	0.07	1.8	3/8	9.5		
FSD78-10-D		1.5		0.12	3.0	0.65	16.5	0.39	10.0	0.07	1.8	17/32	13.5		
FSD78-12-D		1.5		0.12	3.0	0.73	18.5	0.47	12.0	0.07	1.8	5/8	15.9		
FSD78-18-D		1.5		0.12	3.0	0.96	24.5	0.71	18.0	0.07	1.8	7/8	22.2		
FSD79-8-D	14 AWG	2.08	Yellow	0.14	3.6	0.57	14.5	0.31	8.0	0.08	2.1	15/32	11.9	CT-1090, CT-1002, CT-1003, CT-1123, CT-1160, CT-1170, CD-090***, CT-2523CH	500
FSD80-8-D		2.5	Blue	0.17	4.2	0.59	15.0	0.31	8.0	0.09	2.3	15/32	11.9		
FSD80-12-D				0.17	4.2	0.75	19.0	0.47	12.0	0.09	2.3	5/8	15.9		
FSD80-18-D	0.17			4.2	0.98	25.0	0.71	18.0	0.09	2.3	7/8	22.2			
FSD81-10-D	12 AWG	4.0	Gray	0.19	4.8	0.69	17.5	0.39	10.0	0.11	2.9	17/32	13.5		
FSD81-12-C				0.19	4.8	0.79	20.0	0.47	12.0	0.11	2.9	5/8	15.9		
FSD81-18-C				0.19	4.8	1.02	26.0	0.71	18.0	0.11	2.9	7/8	22.2		
FSD82-12-C	10 AWG	6.0	Yellow	0.24	6.2	0.79	20.0	0.47	12.0	0.14	3.6	5/8	15.9	CT-1090, CT-1002, CT-1123, ‡CT-1003, CT-1160, CT-1170, CD-090***, CT-2523CH	100
FSD82-18-C	10 AWG	6.0	Yellow	0.24	6.2	1.02	26.0	0.71	18.0	0.14	3.6	7/8	22.2		
FSD83-12-C	8 AWG	10.0	Red	0.30	7.5	0.83	21.0	0.47	12.0	0.18	4.6	5/8	15.9	‡CT-1003, ‡CT-1004, CT-1123, CT-1104, CT-1160, CT-1170, CD-090***, CT-1090, CT-2504CH, CT-2523CH	100
FSD83-18-C	8 AWG	10.0	Red	0.30	7.5	1.06	27.0	0.71	18.0	0.18	4.6	7/8	22.2		
FSD84-12-C	6 AWG	16.0	Blue	0.35	8.8	0.91	23.0	0.47	12.0	0.24	6.0	5/8	15.9	‡CT-1004, CT-1104, CT-2504CH	50
FSD84-18-C	6 AWG	16.0	Blue	0.35	8.8	1.14	29.0	0.71	18.0	0.24	6.0	7/8	22.2		
FSD85-16-L	4 AWG	25.0	Yellow	0.43	11.0	1.14	29.0	0.63	16.0	0.30	7.5	3/4	15.9	CT-1005	50
FSD85-18-L						1.22	31.0	0.71	18.0	0.30	7.5	7/8	22.2		
FSD85-22-L						1.38	35.0	0.87	22.0	0.30	7.5	1	25.4		
FSD86-16-L	2 AWG	35.0	Red	0.49	12.5	1.18	30.0	0.63	16.0	0.33	8.5	3/4	19.1		
FSD86-18-L						1.26	32.0	0.71	18.0	0.33	8.5	7/8	22.2		
FSD86-25-L						1.54	39.0	0.98	25.0	0.33	8.5	1 1/8	28.6		

‡ Tool/part not a UL listed combination For crimping tool information see www.panduit.com/tools.

*Not UL listed with 22 AWG wire

**Dies used with CT-3001 or CT-3001/E Tool

***Dies used CT-2300 series Tool

G

H

Continued on next page



Insulated Ferrules – Single Wire DIN End Sleeve (continued)

Part Number	Wire Size		Color Code	Max. Wire Insul. Dia.		Figure Dimensions						Wire Strip Length		Recommended Installation Tool	Std. Pkg. Qty.
	AWG	mm ²		In.	mm	L		P		ID		In.	mm		
						In.	mm	In.	mm	In.	mm				
FSD87-20-L	1 AWG-1/0	50.0	Blue	0.59	15.0	1.42	36.0	0.79	20.0	0.41	10.5	15/16	23.8	CT-1006 CD-920-F87** CD-2001-F87***	50
FSD87-25-Q				0.59	15.0	1.61	41.0	0.98	25.0	0.41	10.5	1 1/8	28.6		25
FSD89-20-Q*	2/0	70.0	Yellow	0.63	16.0	1.46	37.0	0.79	20.0	0.50	12.7	15/16	23.8	CD-920-F89** CD-2001-F89***	25
FSD89-27-Q*				0.63	16.0	1.73	44.0	1.06	27.0	0.50	12.7	1 1/4	31.0		
FSD90-25-Q*	3/0	95.0	Red	0.71	18.0	1.73	44.0	0.98	25.0	0.58	14.7	1 1/8	28.6	CD-920-F90** CD-2001-F90***	
FSD91-27-Q*	4/0-250 kcmil	120.0	Blue	0.83	21.1	1.89	48.0	1.06	27.0	0.66	16.7	1 1/4	31.0	CD-920-F91** CD-2001-F91***	
FSD92-32-Q*	300 kcmil	150.0	Yellow	0.91	23.1	2.28	58.0	1.26	32.0	0.78	19.7	1 1/2	37.0	CD-920-F92** CD-2001-F92***	

*Not UL listed

Visit www.panduit.com/tools for additional tool information

**Dies compatible for use with CT-3001/ST, CT-3001/CCP, CT-930LPCH tools

***Dies compatible for use with CT-2001 and CT-3001 tools

CD-920-F series dies require adapter UA22 for CT3001/CCP tool



Insulated Ferrules – Single Wire Expanded Sleeve

Type FSDX

- Expanded polypropylene sleeve: Provides a wider inside diameter to allow ferrules to fit easily over thick insulated wire, ideal for use in the U.S. and for use with flexible wire
- Funnel wire entry: Forms a guide for easy insertion of wire strands into the crimp barrel to enhance the installation process and improve productivity
- Colored sleeves: Allows visual color designation of wire size to aid in identification and quality inspection
- Meets UL 486F, CSA-C22.2 No. 291-14 and DIN 46228 Standards: Ensures ferrules meet both dimensional and performance requirements for improved safety and product compatibility



Part Number	Wire Size		Color Code	Max. Wire Insul. Dia.		Figure Dimensions						Wire Strip Length		Recommended Installation Tool	Std. Pkg. Qty.
	AWG	mm ²		In.	mm	L		P		ID		In.	mm		
						In.	mm	In.	mm	In.	mm				
FSDX75-8-D	22-20	0.5	White	0.12	3.0	0.53	13.5	0.31	8.0	0.04	1.1	15/32	11.91	CD-090*, CT-1002, CT-1003, CT-1090, CT-1123, CT-1160, CT-1170, CT-2523CH**	500
FSDX76-8-D	18	0.75	Gray	0.14	3.4	0.55	14.0	0.31	8.0	0.05	1.3	15/32	11.91		
FSDX77-8-D	18	1.0	Red	0.14	3.4	0.57	14.5	0.31	8.0	0.06	1.5	15/32	11.91		
FSDX78-8-D	16	1.5	Black	0.15	3.8	0.57	14.5	0.31	8.0	0.07	1.8	15/32	11.91		
FSDX84-12-C	6	16.0	Blue	0.37	9.5	.91	23.0	0.47	12.0	0.24	6.0	5/8	15.9	CT-1004, CT-1104, CT-2504CH**	100

For crimping tool information see www.panduit.com/tools.

*For use with CT-2300/ST or CT-2500/L tool

**Crimp head for use with CT-2500/L tool