

dcTrack® — DCIM Operations Software



Data Sheet

DCIM Operations Software

Asset Management

- All data center physical assets and their configuration
- Maintenance/lease information
- Add unlimited Custom Fields
- Models Library with over 37,000 smart models across 450 manufacturers

Capacity Management

- Available power, space, cooling, network ports, and power connectors
- Search for and reserve capacity
- Find stranded power, space, and cooling capacity

Change Management

- Workflow for change requests
- Request approvals, status, and history
- Connect to ticketing and CMDB systems

Connectivity

- Build power and data circuits, including structured cabling
- Visual trace routes of port-level power and network paths
- Validation for physical connections and media types

3D Visualization

- 3D color-coded, floor map overlays show power, cooling, and capacity data
- Drilldown from floor map view to contents inside cabinets
- Thermal and pressure maps with time-lapse video

BI & Analytics

- Over 100 preconfigured chart widgets
- Filter, print, and export raw data to CSV and PDF
- Support for custom SQL and HTML widgets

“From an ROI perspective, it’s massive for us. We’re getting 40% more usage out of our facilities and power sources.”

Michael Piers | Senior Manager DCIM/
Tools, **Comcast**

Easily Manage Data Center Assets, Capacity, and Changes

Providing easy access to real-time information about critical facilities, networks, and IT assets by removing the complexity and dependency on emails and spreadsheets, dcTrack DCIM Operations solution transforms the delivery of data center services. Featuring detailed information and visual mappings, dcTrack’s solution helps data center operators handle their most common tasks and processes faster and more efficiently than ever before, while saving costs and improving availability.

Detailed data center business intelligence and analytics about your infrastructure and visual mappings help you manage placement of your IT equipment, make informed capacity management decisions, and keep track of your data center assets.

When integrated with a CMDB or change management system for workflow functionality, dcTrack provides fast ROI, especially during any data center relocation, consolidation, or new build project. dcTrack can be easily deployed as a standalone DCIM operations solution or with Sunbird’s Power IQ® DCIM Monitoring Software for power, energy, environment, and cabinet security monitoring.

Sophisticated Visualization, Analysis, and Reporting

- Easily analyze KPIs and gain data center business insights from over 100 chart widgets with drilldown across multiple dashboards that address your most common reporting use cases
- Preconfigured dashboards display charts by category: Enterprise Overview, Enterprise Health, What-If, Items Inventory, Parts Inventory, Space, Power, Cooling, Connectivity, Change, Tabular Reports, and DCOI
- Drilldown capability allows easy interaction with report and chart data
- Visualize floor plan drawings and rack elevations in real time
- Create, edit, and share your personalized dashboard pages to create transparency and manage to consistent KPIs across functional teams. Reports can be set to be automatically generated and emailed on a one-time or recurring basis. Chart links can be saved as browser favorites or embedded in portals such as wiki pages or SharePoint sites for easy information sharing.

Asset Management for Accurate Inventory and Model Data

- Easily search for and reserve space, power, and network connectivity for all IT assets
- Quickly locate server, network, and storage equipment plus all subcomponents like hard drives, power supplies, line cards, memory modules, patch cables, or even boxes of screws
- Track anything and everything in your data center with custom fields that accommodate your unique data and can be displayed in user-configurable layouts that make sense to your users
- Trace physical and logical relationships between equipment. Display all network and AC/DC power connections in 3D on one screen.

Capacity Management for Optimized, Intelligent Planning

- Easily see real-time capacity for all your data center physical infrastructure
- Automate rack power planning with highly accurate power budget profiles calculated for each device instance based upon their historical load in your environment.
- Rich filtering allows quick search by several asset parameters
- Project-based reservations to support what-if capacity analysis
- Replace several inaccurate Excel® and Visio® files and trips to the data center

Change Management to Move, Add, and Delete IT Equipment

- Create request and work orders with customizable task details and deadlines to ensure work is done accurately and on time
- Use role-based, granular permissions to ensure compliance with corporate requirements
- Enforce best practices workflow and meet ITIL framework guidelines
- Track the real-time status of all work activities and improve the productivity and efficiency of data center operations staff

**ALEXANDER
SCHNEIDER**

Powered by



Sunbird®
DCIM that’s easy, fast, and complete

DS009 November 2021
schneider.co.il | 972-9-8924444 | info@schneider.co.il


dcTrack® — DCIM Operations Software



Data Sheet

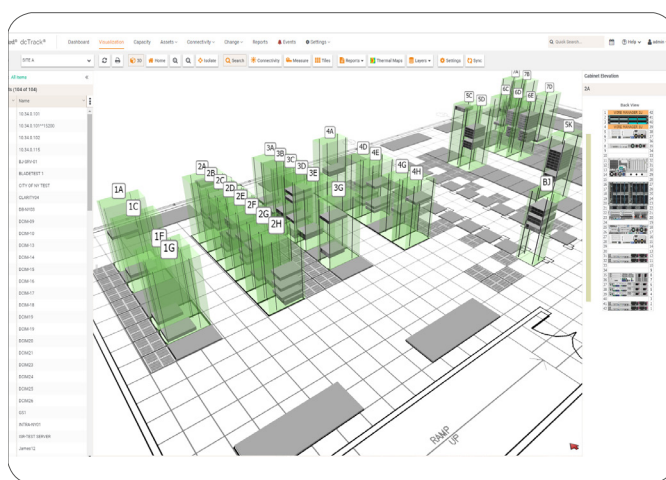
Color-Coded Enterprise Health Dashboard

Get a centralized view of the health and capacity of your global footprint with the ability to click to drill down to obtain details at the floor, room, pod, row, cabinet, and device levels. Set thresholds and receive alerts for critical- and warning-level events in your data center.



Global 3D Floor Map Search

Easily search for assets and locate them right on the floor map. Search across a broad range of criteria, including project, status, make, model, name, asset tag, capacity, power, and more. Save your search results as a view that you can share with other users.



Stranded Power Capacity Dashboard

Easily find your available and stranded power capacity by correlating real-time measured load and planning information. Save on capital expenditures by using stranded power capacity, which will enable you to confidentially defer new cabinet buildouts.



Capacity Management Dashboard

Provides real-time resource utilization data for better space, power, cooling, and port capacity planning. Quickly see how much capacity you're using and, more importantly, how much is available.



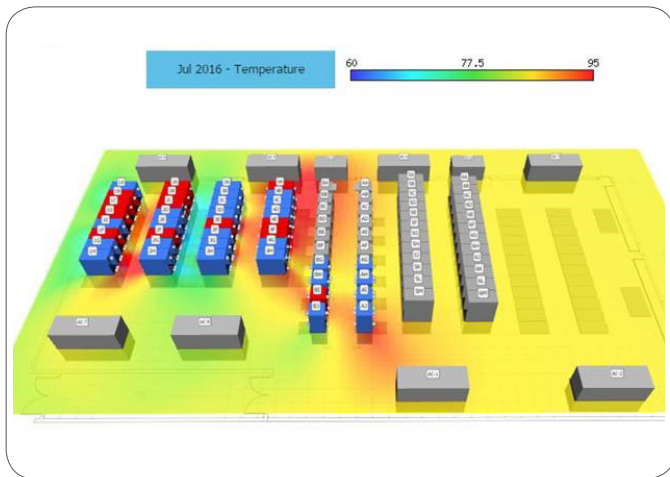
dcTrack® — DCIM Operations Software



Data
Sheet

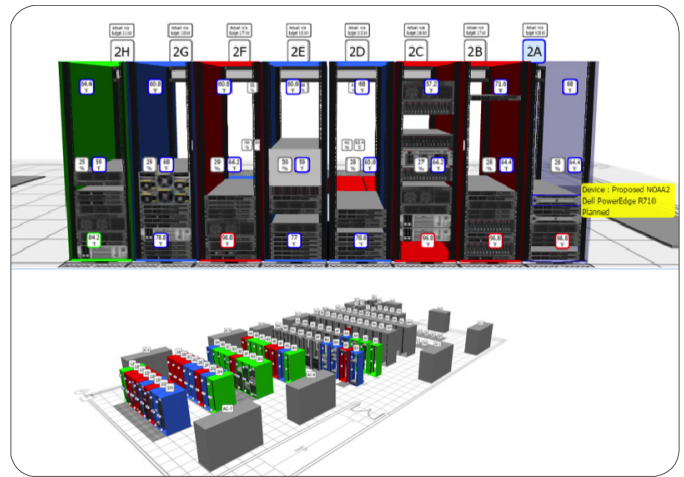
Thermal/Pressure Map Time-Lapse Video

Like weather radar for your data center. Easily spot hot spots and air pressure trends across multiple planes. Floor map overlays display temperature and pressure changes based on user-defined time periods so you can save money and address issues before they become problems.



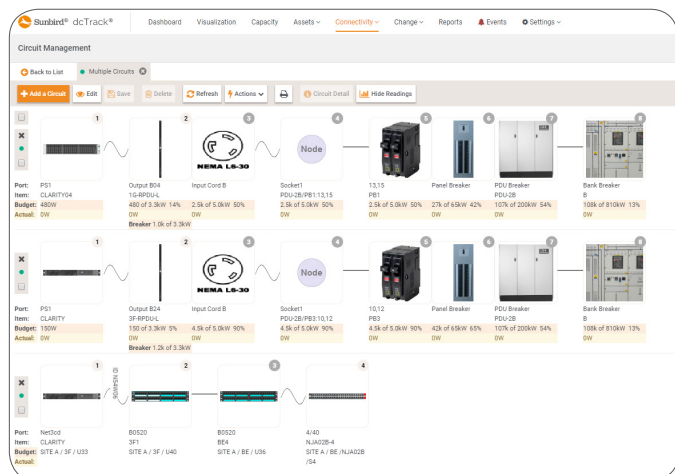
3D Visualization of Cabinets and Rows

Visualize cabinet and row elevations as if you are standing in front of them. Easily see cabinet contents including name, make, model, and status. Monitor user configurable thresholds for space, power, and cooling with ability to see near real-time readings for power, temperature, and humidity.



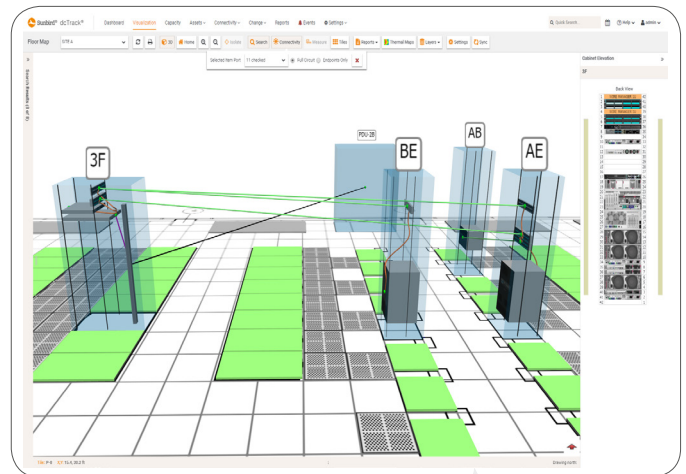
Port-to-Port Power and Network Visualization

See AC/DC power at every connection point in the power chain from the UPS to the device power supply with (N) or (N+1) redundancy. Achieve a balanced load across all three phases using derated values and actual readings so you'll never trip a breaker.



3D Network Connectivity and Power Cabling

View end-to-end network connectivity on the floor map, including patch cords, structured cabling, and distribution cabling. Manage real-world cable infrastructure and labeling scenarios, with support for various design architectures and all known cable types, connectors, and topologies.



**ALEXANDER
SCHNEIDER**

Powered by



Sunbird®
DCIM that's easy, fast, and complete

DS009 November 2021
schneider.co.il | 972-9-8924444 | info@schneider.co.il



dcTrack® — DCIM Operations Software

Easy to Deploy and Use

- 100% web-based, HTML5 GUI that's also mobile friendly
- Cloning features simplify setup and administration
- Bulk import wizards, customer specific model library, and auto-discovery tools accelerate implementations
- Support for multi-tenancy, granular permissions, SAML 2.0, LDAP, and AD

Platform Options

- VMware®, Microsoft Hyper-V®, and Linux® KVM Virtual Appliances. Our application software, database, and hardened Linux® operating system are fully tested and ready to load on your VMware, Hyper-V, or Linux KVM platform.
- Bring Your Own Appliance (BYOA). Our application software, database, and hardened Linux operating system are loaded onto your enterprise-class appliance that meets our hardware specifications.

A Complete Solution with Training and Support

- Pay-as-you-grow, rack-based license model with options as granular as a quarter-rack results in superior customer value
- Software maintenance plans include documentation, training videos, Models Library updates, and software upgrades
- Implementation and training services available

Open Data Model

- Open database connectivity capabilities let you use your existing data warehouse and reporting system to generate custom reports
- APIs enable Asset Item create, read, update, and delete to/from configuration management databases (CMDB) for seamless information exchange
- APIs and customer-configurable CMDB connectors enable seamless integration with change ticket and ITSM systems, including BMC Remedy and ServiceNow

About Alexander Schneider

Combining engineering know-how, product development, and Build to Spec manufacturing with vast on-the-ground experience; Alexander Schneider is a leading provider in Israel of outstanding IT & OT infrastructure solutions for Data Centers, critical sites and Tech OEMs. We strive to excel in everything we do – products, solutions, services and processes, as well as turnkey projects. Our customers can focus on achieving their time-to-market and quality goals knowing they can rely on us to consistently deliver outstanding engineering, precise execution, and unparalleled service that satisfy their OEM requirements. Similarly, our holistic and state-of-the-art approach to planning and building data centers ensures optimal energy efficiency, sustained business continuity and increased ROI. 400 loyal customers, countless successful projects, and a huge variety of the very best quality products are the reasons Alexander Schneider has continued to grow and develop maintaining its spirit of excellence since 1963.

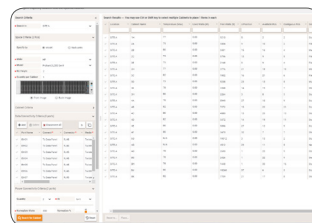
About Sunbird

Sunbird Software is changing the way data centers are being managed. With a focus on real user scenarios for real customer problems, we help data center operators manage tasks and processes faster and more efficient than ever before, while saving costs and improving availability. We strive to eliminate the complexity they have been forced to accept from point tools and home grown applications, removing the dependency on emails and spreadsheets to transform the delivery of data center services. Sunbird delivers on this commitment with unexpected simplicity through products that are easy to find, buy, deploy, use, and maintain. Our solutions are rooted in our deep connections with our customers who share best practices and participate in our user groups and product development process.

Based in Somerset, NJ, Sunbird serves over 1,650 DCIM customers worldwide. For more information, please visit SunbirdDCIM.com.

© 2021 Sunbird Software. All rights reserved. dcTrack and Power IQ are registered trademarks of Sunbird Software. All other marks and names mentioned herein may be trademarks of their respective companies.

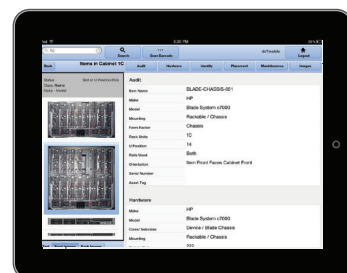
Intelligent Search, Place and Reserve



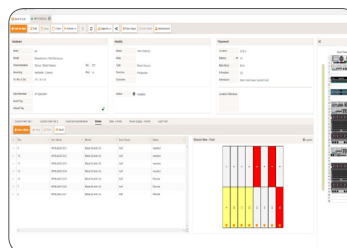
Quickly find space, power and network connectivity for IT devices, simplifying capacity planning and change management. Reserve capacity for future provisioning of new IT equipment.

Mobile Application

Anywhere, anytime access with your choice of smart phone or tablet, Apple and Android platforms, to enable paper-less audit. Create, read, update, and delete items via mobile device. Scan a cabinet bar code and view its full configuration. Identify missing items, audit time stamp, and auditor credentials.



Blade and Chassis Asset Management



Support of chassis and blade configurations, including front and back, half slot, double slot, internal connectivity, and number of slots, servers and network.

